

Product Portfolio 2017

Pumps | Automation



Type Series Index

Amacan K	49	Hya-Duo D FL Compact	41	Sewabloc	51
Amacan P	49	Hya-Eco VP	42	Sewatec	51
Amacan S	49	Hyamat K	42	SEZ / SEZT / PHZ / PNZ	62
Amacontrol	67	Hyamat SVP	42	SNW / PNW	62
Ama-Drainer 4../5..	44	Hyamat V	42	SPY	62
Ama-Drainer 80, 100	45	Hya-Rain / Hya-Rain N	38	SRP	47
Ama-Drainer N 301 – 358	44	Hya-Rain Eco	38	Surpress Eco SE.2.B	42
Ama-Drainer-Box	46	Hya-Solo D	40	Surpress Eco SE.2.B VP	43
Ama-Drainer-Box Mini	46	Hya-Solo D FL	41	Surpress Feu SFE	44
AmaDS ³	45	Hya-Solo D FL Compact	41	Surpress SP	44
Amajet	50	Hya-Solo DSV	41	Surpress SP VP	44
Amaline	50	Hya-Solo EV	40	Surpressbloc SB	43
Amamix	50	Hyatronic N	67	Surpresschrom SIC.2	43
Ama-Porter CK Pump Station	47			Surpresschrom SIC.2 SVP	43
Ama-Porter F / S	45	ILN / ILNE / ILNS	31	Surpresschrom SIC.2 V	43
Amaprop	50	ILNC / ILNCE / ILNCS	31		
Amarex KRT	48	INVCP / INVNCN	37	TBC	52
Amarex KRT, with convection cooling	48	Ixo N	39		
Amarex KRT, with jacket cooling	48	Ixo-Pro	40	UPA 150C	56
Amarex N	48			UPA 200, 200B, 250C	56
Amarex N S32	48	Kondensat-Lift	46	UPA 300, 350	56
AU	55	KSB Delta Compact	40	UPA Control	66
AU Monobloc	55	KSB SuPremE	27	UPAchrom 100 CC	56
		KSB UMA-S	27	UPAchrom 100 CN	56
BEV	57	KWP / KWP-Bloc	51	UPZ, BSX-BSF	57
Beveron	62				
BOA-Systronic	67	LCC-M	52	Vitacast	60
		LCC-R	52	Vitachrom	59
Calio	29	LCV	53	Vitalobe	60
Calio S	29	LevelControl Basic 2	66	Vitapime	60
Calio-Therm	28	LHD	53	Vitastage	60
Calio-Therm NC	28	LSA-S	52		
Calio-Therm S	29	LUV / LUVA	61	WBC	52
Calio-Therm S NC/NCV	28	LUV Nuclear	64	WKTb	62
Cervomatic EDP.2	66			WKTR	37
CHTA / CHTC / CHTD	61	Magnochem	35		
CHTR	36	Magnochem-Bloc	35	YNK	61
CINCP / CINCN	37	MDX	53		
CK 800 Pump Station	47	Mega	53	ZW	54
CK 1000 Pump Station	47	Megabloc	33		
Comeo	58	MegaCPK	34		
Compacta	46	Megaline	31		
Controlmatic E	66	Meganorm	33		
Controlmatic E.2	66	MHD	53		
CPKN	34	mini-Compacta	46		
CTN	36	MK / MKY	45		
		Movitec	58		
DU / EU	65	Movitec H(S)I	58		
		Movitec VCI	58		
EDS	65	Movitec VME	39		
Emporia CP	38	Multi Eco	39		
Emporia MB	38	Multi Eco-Pro	39		
Emporia PD	38	Multi Eco-Top	39		
Etabloc	32	Multitec	58		
Etabloc SYT	34	Multitec-RO	65		
Etachrom B	32				
Etachrom L	32	Omega	59		
Etaline	30				
Etaline DL	30	PSR	63		
Etaline L	30	PumpDrive 2 / PumpDrive 2 Eco	27		
Etaline SYT	34	PumpMeter	27		
Etaline Z	30				
Etaline-R	30	RC / RCV	65		
Etanorm	31	RDLO	59		
Etanorm SYT / RSY	34	RDLP	59		
Etanorm V	32	RER	63		
Etanorm-R	32	RHD	63		
Etaprime B	55	RHM	64		
Etaprime L	55	RHR	64		
Etaseco / Etaseco-I	35	Rio-Eco N	29		
Etaseco RVP	35	Rio-Eco Therm N	28		
Evamatic-Box N	46	Rio-Eco Z N	29		
EZ B/L	55	Rio-Therm N	28		
		Rotex	45		
FGD	53	RPH	35		
Filtra N	40	RPHb	36		
		RPHmdp	36		
HGB / HGC / HGD	61	RPH-V	36		
HGM	61	RSR	63		
HPH	33	RUV	63		
HPK	33	RVM	64		
HPK-L	33	RVR	64		
HVF	54	RWCP / RWCN	37		
Hya-Duo D FL	41				

Our tradition:

Competence since 1871


We have supplied generations of customers worldwide with pumps, valves, automation products and services. A company with that kind of experience knows that success is a process based on a stream of innovations. A process made possible by a close working alliance between developer and user, between production and practice.

Partners achieve more together.

We do everything possible to ensure that our customers always have access to the ideal product and system solution.

KSB is a loyal partner. And a strong one:

- Over 140 years' experience
- Present in more than 100 countries
- More than 16,000 employees
- More than 170 service centres worldwide
- Approximately 3,000 service specialists



Single-source supplier: your partner for pumps, valves and service

We assist our customers right through the product life cycle

A comprehensive product range, short response times and tailored service and spare parts solutions – no other competitor offers a comparable range of products and services. In all phases of the product life cycle, we are on hand to ensure that our customers secure long-term value from their systems.

We offer our customers a variety of services and spare parts solutions around pumps, valves, and other rotating equipment – also for non-KSB products:

- Technical consultancy
- Installation and commissioning
- Services provided on-site and in our service centres
- Inspection and maintenance
- Maintenance inspection management
- Framework agreements such as TPM® Total Pump Management
- Efficiency analysis with SES System Efficiency Service or Pump Operation Check
- Reverse engineering
- Inventory management
- Retrofitting as an alternative to buying a new product
- Spare parts in manufacturer's quality
- On-site training sessions
- Refurbishment and decommissioning

Ready wherever you are:
with a global service network and a 24-hour emergency service.



Our mission:

Certified quality assurance

First-class products and excellent service take top priority at KSB. To maintain this level of excellence, we have developed a modern quality management system with globally applicable guidelines. It is based on the Business Excellence model of the European Foundation for Quality Management, which already ensures improved quality management Europe-wide.

Our guidelines define uniform quality for all KSB locations and have helped us to optimise our manufacturing processes. The results are shorter delivery times and global availability of our products. These guidelines govern the way we act so comprehensively that even the competence of our consulting and the good value for money we offer are clearly stipulated. Like the 'Made in Germany' quality seal, we introduced internal certification as a sign of the highest quality: 'Made by KSB'.

Our five key goals:

- **Maximum customer satisfaction:** We do everything to fulfil our customers' wishes on time and in full.
- **Fostering quality awareness:** We put our quality commitment into daily practice – from executives to employees, whose qualifications and competence we foster through continuing training.
- **Prevention rather than cure:** We systematically analyse errors and prevent the causes.
- **Improvement in quality:** We continually optimise our processes in order to work more efficiently.
- **Involvement of suppliers:** We attach great importance to working together fairly and openly to achieve our shared goals.



As a signatory to the United Nations Global Compact, KSB is committed to endorsing the ten principles of the international community in the areas of human rights, labour standards, environmental protection and anti-corruption.



FluidFuture®: the energy-saving concept for your system

Many systems do run reliably but they also use a lot more power than necessary. The solution: efficiency optimisation with FluidFuture® in four steps. We look at the entire hydraulic system to achieve maximum energy efficiency throughout the life cycle. The optimisation costs will pay for themselves within a short period through the high energy savings that can be made.

The process and its four steps are clearly defined – based on extensive expertise and experience. This systematic and targeted approach ensures maximum savings at minimum costs. Perfectly matching the hydraulic system, drive and automation products as well as the piping dimensions can result in savings of up to 60 %.

We reduce the operating costs of your system by combining our expert knowledge with smart products and services. This is our joint contribution towards an energy-efficient future.

More on FluidFuture®:
www.ksb.com/fluidfuture



System analysis

- Creating transparency
- Determining the load profile

Selection

- Defining the system structure
- Selecting components

Commissioning

- Expert installation
- Professional commissioning


Highly efficient operation

- Intelligent pump technology
- Continuous monitoring

ENERGY-EFFICIENT PRODUCTS AND SERVICES



General Information

ErP	 <p>ErP regulations stipulating new, stricter minimum efficiency values became effective at the start of 2015. Since then, only pumps and motors which satisfy the energy efficiency requirements of the European Union's ErP Directive may be placed on the market. For KSB's products this is child's play. They are so efficient, many actually exceed the values required since 2015 – some even those applicable from 2017 as per the ErP regulations.</p>
Regional products	<p>Not all depicted products are available for sale in every country. Products only available in individual regions are indicated accordingly. Please contact your sales representative for details.</p>
Trademark rights	<p>All trademarks or company logos shown in the catalogue are protected by trademark rights owned by KSB Aktiengesellschaft and/or a KSB Group company. The absence of the "®" symbol should not be interpreted to mean that the term is not a registered trademark.</p>
Product illustrations	<p>The products illustrated as examples may include options and accessories incurring a surcharge. Subject to reasonable modifications due to technical enhancements.</p>

Pumps

Design / Application	Type series	Page	ErP	Factory-automated	Automation available	Water Transport and Treatment	Industry	Energy Conversion	Building Services	Solids Transport
Drinking water circulators, fixed speed	Calio-Therm S NC/NCV	28							■	
	Rio-Therm N	28							■	
	Calio-Therm NC	28							■	
Drinking water circulators, variable speed	Rio-Eco Therm N	28		■					■	
	Calio-Therm	28		■					■	
	Calio-Therm S	29		■					■	
Circulators, variable speed	Calio S	29	■	■					■	
	Calio	29	■	■					■	
	Rio-Eco N	29	■	■					■	
	Rio-Eco Z N	29	■	■					■	
In-line pumps	Etaline L	30	■		■		■		■	
	Etaline DL	30	■		■		■		■	
	Etaline	30	■		■		■		■	
	Etaline Z	30	■		■		■		■	
	Etaline-R	30	■		■		■		■	
	ILN / ILNE / ILNS	31			■	■	■		■	
	ILNC / ILNCE / ILNCS	31			■	■	■		■	
	Megaline	31	■		■		■		■	
Standardised / close-coupled pumps	Etanorm	31	■		■	■	■	■	■	
	Etanorm-R	32	■		■	■	■	■	■	
	Etabloc	32	■		■	■	■	■	■	
	Etachrom B	32	■		■	■	■	■	■	
	Etachrom L	32	■		■	■	■	■	■	
	Etanorm V	32				■	■	■	■	
	Meganorm	33	■		■	■	■	■	■	
Megabloc	33	■		■	■	■	■	■		
Hot water pumps	HPK-L	33			■		■	■	■	
	HPH	33			■		■	■	■	
	HPK	33			■		■	■	■	
Hot water / thermal oil pumps	Etanorm SYT / RSY	34			■		■		■	
	Etabloc SYT	34			■		■		■	
	Etaline SYT	34			■		■		■	
Standardised chemical pumps	MegaCPK	34			■		■	■		
	CPKN	34			■		■	■		
Seal-less pumps	Magnochem	35			■		■	■		
	Magnochem-Bloc	35			■		■	■		
	Etaseco / Etaseco-I	35			■	■	■	■	■	
	Etaseco RVP	35			■	■	■	■	■	
Process pumps	RPH	35					■	■		
	RPHb	36					■	■		
	RPH-V	36					■	■		
	RPHmdp	36					■	■		
	CTN	36					■			
	CHTR	36					■	■		
	CINCP / CINCN	37					■	■		
	INVCP / INVCN	37				■	■	■		
	RWCP / RWCN	37				■	■	■		
	WKTR	37					■			
Rainwater harvesting systems	Hya-Rain / Hya-Rain N	38		■		■			■	
	Hya-Rain Eco	38		■		■			■	

Design / Application	Type series	Page	ErP	Factory-automated	Automation available	Water Transport and Treatment	Industry	Energy Conversion	Building Services	Solids Transport
Domestic water supply systems with automatic control unit / Swimming pool pumps	Emporia CP	38				■			■	
	Emporia MB	38				■			■	
	Emporia PD	38				■			■	
	Multi Eco	39			■	■			■	
	Multi Eco-Pro	39		■		■			■	
	Multi Eco-Top	39		■		■			■	
	Movitec VME	39	■		■	■	■		■	
	Ixo N	39			■	■			■	
	Ixo-Pro	40		■		■			■	
	Filtra N	40							■	
Pressure booster systems	KSB Delta Compact	40		■		■			■	
	Hya-Solo EV	40		■		■			■	
	Hya-Solo D	40		■		■	■		■	
	Hya-Solo DSV	41		■		■	■		■	
	Hya-Solo D FL	41		■			■		■	
	Hya-Duo D FL	41		■			■		■	
	Hya-Solo D FL Compact	41		■			■		■	
	Hya-Duo D FL Compact	41		■			■		■	
	Surpress Eco SE.2.B	42		■		■	■		■	
	Hya-Eco VP	42		■		■	■		■	
	Hyamat K	42		■		■	■		■	
	Hyamat V	42		■		■	■		■	
	Hyamat SVP	42		■		■	■		■	
	Surpress Eco SE.2.B VP	43		■		■	■		■	
	Surpresschrom SIC.2	43		■		■	■		■	
	Surpresschrom SIC.2 V	43		■		■	■		■	
	Surpresschrom SIC.2 SVP	43		■		■	■		■	
	Surpressbloc SB	43		■		■	■		■	
	Surpress Feu SFE	44		■			■		■	
	Surpress SP	44		■		■			■	
Surpress SP VP	44		■		■			■		
Drainage pumps / waste water pumps	Ama-Drainer N 301 – 358	44			■				■	
	Ama-Drainer 4.. / 5..	44			■		■		■	
	Ama-Drainer 80, 100	45			■				■	
	Ama-Porter F / S	45			■				■	
	Rotex	45					■		■	
	MK / MKY	45			■		■		■	
Lifting units / pump stations	AmaDS ³	45			■	■			■	
	Kondensat-Lift	46		■					■	
	Ama-Drainer-Box Mini	46		■					■	
	Ama-Drainer-Box	46		■					■	
	Evamatic-Box N	46							■	
	mini-Compacta	46		■					■	
	Compacta	46		■			■		■	
	CK 800 Pump Station	47		■		■	■		■	
	CK 1000 Pump Station	47		■		■	■		■	
	Ama-Porter CK Pump Station	47		■		■			■	
SRP	47							■		
Submersible motor pumps	Amarex N	48			■	■	■		■	
	Amarex N S 32	48			■	■	■		■	
	Amarex KRT	48			■	■	■		■	
	Amarex KRT (jacket cooling)	48			■	■	■		■	
	Amarex KRT (convection cooling)	48			■	■	■		■	
Submersible pumps in discharge tubes	Amacan K	49			■	■			■	
	Amacan P	49			■	■			■	
	Amacan S	49			■	■			■	

Design / Application	Type series	Page	ErP	Factory-automated	Automation available	Water Transport and Treatment	Industry	Energy Conversion	Building Services	Solids Transport
Mixers / agitators / tank cleaning units	Amamix	50				■	■			
	Amaprop	50				■	■			
	Amajet	50				■	■			
	Amaline	50				■	■			
Pumps for solids-laden fluids	Sewatec	51			■	■	■			
	Sewabloc	51			■	■	■			
	KWP / KWP-Bloc	51			■	■	■	■		■
Slurry pumps	WBC	52								■
	LSA-S	52					■	■		■
	LCC-M	52					■	■		■
	LCC-R	52					■	■		■
	TBC	52								■
	LCV	53								■
	FGD	53					■	■		■
	Mega	53								■
	MHD	53								■
	LHD	53								■
	MDX	53					■			■
	ZW	54								■
HVF	54					■			■	
Self-priming pumps	Etaprime L	55				■	■			
	Etaprime B	55				■	■			
	EZ B/L	55				■	■	■	■	
	AU	55				■	■			
	AU Monobloc	55				■	■			
Submersible borehole pumps	UPAchrom 100 CC	56	■		■	■	■		■	
	UPAchrom 100 CN	56	■		■	■	■		■	
	UPA 150C	56	■		■	■	■		■	
	UPA 200, 200B, 250C	56			■	■	■			
	UPA 300, 350	56			■	■	■			
	UPZ, BSX-BSF	57			■	■	■			
Deep-well turbine pumps	BEV	57				■	■	■	■	
High-pressure pumps	Comeo	58			■	■	■		■	
	Movitec H(S)I	58	■		■	■	■	■	■	
	Movitec	58	■		■	■	■	■	■	
	Movitec VCI	58	■		■	■	■			
	Multitec	58			■	■	■	■	■	
Axially split pumps	Omega	59			■	■	■	■	■	
	RDLO	59			■	■	■	■	■	
	RDLP	59			■	■				
Hygienic pumps for the food, beverage and pharmaceutical industries	Vitachrom	59			■	■	■			
	Vitacast	60			■	■	■			
	Vitaprime	60			■		■			
	Vitastage	60			■	■	■			
	Vitalobe	60			■		■			
Pumps for power station conventional islands	CHTA / CHTC / CHTD	61							■	
	HGB / HGC / HGD	61					■	■		
	HGM	61			■		■	■		
	YNK	61						■		
	LUV / LUVA	61						■		
	WKTb	62						■		
	SEZ / SEZT / PHZ / PNZ	62				■	■	■		
	SNW / PNW	62				■	■	■		
	Beveron	62				■	■	■		
	SPY	62				■	■	■		

Design / Application	Type series	Page	ErP	Factory-automated	Automation available	Water Transport and Treatment	Industry	Energy Conversion	Building Services	Solids Transport
Pumps for nuclear power stations	RER	63						■		
	RSR	63						■		
	RUV	63						■		
	PSR	63						■		
	RHD	63						■		
	LUV Nuclear	64						■		
	RHM	64						■		
	RVM	64						■		
	RHR	64						■		
	RVR	64						■		
Pumps for desalination by reverse osmosis	Multitec-RO	65			■	■	■			
Positive displacement pumps	RC / RCV	65					■			
Fire-fighting systems	EDS	65		■		■	■		■	
	DU / EU	65		■		■	■		■	

Automation and drives

Design / Application	Type series	Page	ErP	Water Transport and Treatment	Industry	Energy Conversion	Building Services	Solids Transport
Automation and drives	KSB SuPremE	27		■	■		■	
	KSB UMA-S	27		■	■			
Control units	Controlmatic E	66		■			■	
	Controlmatic E.2	66		■			■	
	Cervomatic EDP.2	66		■			■	
	LevelControl Basic 2	66		■	■		■	
	UPA Control	66		■			■	
	Hyatronic N	67		■	■		■	
Variable speed system	PumpDrive 2 / PumpDrive 2 Eco	27		■	■		■	
Monitoring and diagnosis	PumpMeter	27		■	■		■	
	Amacontrol	67		■	■			
Control system	BOA-Systronic	67					■	

Drive, variable speed system and monitoring

KSB SuPremE



No. of pumps
Voltage [V]

max. 1
Power supply via
PumpDrive only

Description:

IEC-compatible, sensorless, magnetless synchronous reluctance motor of efficiency class IE4 (super premium efficiency) to IEC/CD 60034-30 Ed. 2.0 (05-2011) for operation with the KSB PumpDrive S or KSB PumpDrive R variable speed system. Suitable for connection to three-phase 380-480 V mains (via PumpDrive). The motor mounting points comply with EN 50347 specifications to ensure compatibility with standardised IEC frame motor applications and full interchangeability with IE2 or IE3 standardised asynchronous motors. Envelope dimensions lie within the limits for IE2 / IE3 motors as recommended in DIN V 42673 (07-2011). The motor is controlled without rotor position indicators. The efficiency of the motor also exceeds 95 percent of nominal efficiency when the motor runs at 25 percent of its nominal power on a quadratic torque-speed curve. The motor is magnetless which means that, in particular, so-called rare earths are not used in production. Drive production is thus sustainable and environmentally friendly.

Applications:

For use with dry-installed variable speed pumps which can be driven by standardised foot-mounted and/or flange-mounted motors.



<http://shop.ksb.com/catalog/k0/en/product/ES000866>

KSB UMA-S



No. of pumps
Voltage [V]

max. 1
Power supply via
PumpDrive R

Description:

Permanent-magnet submersible synchronous motor, for operation on a KSB PumpDrive R variable speed system. Suitable for a 3-phase 380 - 400 V mains (via PumpDrive R). NEMA connections and identical outside diameters ensure full interchangeability with comparable 6" or 8" asynchronous motors. The motor is controlled without rotor position indicators. The motor efficiency is 5 - 12 % above that of asynchronous motors. Given the design and functionality the use of permanent magnets is essential.

Applications:

Exclusively for submersible borehole pumps in the range of 4 - 150 kW.



<http://shop.ksb.com/catalog/k0/en/product/ES000003>

PumpDrive 2 / PumpDrive 2 Eco



No. of pumps
P [kW]
Voltage [V]
Frequency
inverter

max. 6
55
3~380 – 480
1 per motor

Description:

Self-cooling variable speed system which allows the motor speed to be varied continuously by means of standard signals and a field bus. As PumpDrive is self-cooling, it can be mounted on the motor, on the wall or in a control cabinet. From two to six pumps can be controlled without needing an additional controller.

Applications:

Cooling circuits, filters, water supply systems, heating, ventilation and air-conditioning systems, spray irrigation systems, boiler feed systems, steam generation plants, process circuits, cooling lubricant supply systems, service water supply systems and other process engineering applications.



<http://shop.ksb.com/catalog/k0/en/product/ES000911>

PumpMeter



No. of pumps
Voltage [V]

max. 1
24 V DC

Description:

The PumpMeter device is designed for monitoring pump operation. It is an intelligent pressure transmitter for pumps, with on-site display of measured values and operating data. It records the load profile of the pump in order to indicate any potential for optimising energy efficiency and availability. The device comprises two pressure sensors and a display unit. PumpMeter is supplied completely assembled and parameterised for the pump it is used with. It is ready for operation as soon as the M12 plug connector is plugged in.

Applications:

Air-conditioning systems, cooling circuits, cooling lubricant distribution, heating systems, water treatment plants, water supply systems, water distribution systems, water transport systems, water extraction systems



<http://shop.ksb.com/catalog/k0/en/product/ES000807>

Drinking water circulators, fixed speed

Calio-Therm S NC/NCV



Rp	1/2 – 1 1/4
Q [m³/h]	max. 0.7
H [m]	max. 1
p [bar]	max. 10
T [°C]	+5 to +65

Data for 50 Hz operation
Suitable for 50 Hz and 60 Hz operation

Description:
Maintenance-free, high-efficiency glandless drinking water circulator pump, screw-ended, electric motor with multiple fixed speed levels, for use in drinking water supply systems.

Applications:
Drinking water circulation systems



<http://shop.ksb.com/catalog/k0/en/product/ES000918>

Rio-Therm N



Rp / DN	1 1/4 – 2 / 40 – 80
Q [m³/h]	max. 50
H [m]	max. 9
p [bar]	max. 10
T [°C]	max. +80
n [rpm]	max. 2800

Description:
Maintenance-free, fixed speed glandless drinking water circulator pump, screw-ended or flanged, electric motor with multiple fixed speed levels, for use in drinking water supply systems and hot water supply systems.

Applications:
Drinking water supply systems, hot water supply systems and similar systems in industry and building services (e.g. cooling water recirculation)



<http://shop.ksb.com/catalog/k0/en/product/ES000132>

Calio-Therm NC



Rp / DN	1 1/4 – 1 1/2 / 40 – 80
Q [m³/h]	max. 40
H [m]	max. 8
p [bar]	max. 10
T [°C]	+2 to +65
n [rpm]	max. 2800

Description:
Maintenance-free, fixed speed glandless drinking water circulator pump, screw-ended or flanged, electric motor with multiple fixed speed levels, for use in drinking water supply systems and hot water supply systems.

Applications:
Drinking water supply systems, hot water supply systems and similar systems in industry and building services (e.g. cooling water recirculation)



<http://shop.ksb.com/catalog/k0/en/product/ES000928>

Drinking water circulators, variable speed

Rio-Eco Therm N



Rp / DN	2 / 40 – 65
Q [m³/h]	max. 38
H [m]	max. 12
p [bar]	max. 10
T [°C]	max. +80
n [rpm]	max. 3700

Description:
Maintenance-free, high-efficiency variable speed glandless drinking water circulator pump, screw-ended or flanged, electric motor and continuously variable differential pressure control for use in drinking water supply systems and hot water supply systems.

Applications:
Drinking water supply systems, hot water supply systems and similar systems in industry and building services (e.g. cooling water recirculation)



<http://shop.ksb.com/catalog/k0/en/product/ES000877>

Calio-Therm



Rp / DN	1 1/2 – 2 / 40 – 65
Q [m³/h]	max. 50
H [m]	max. 12
p [bar]	max. 10
T [°C]	+2 to +65
n [rpm]	max. 4500

Description:
Maintenance-free, high-efficiency variable speed glandless drinking water circulator pump, screw-ended or flanged, electric motor and continuously variable differential pressure control for use in drinking water supply systems and hot water supply systems.

Applications:
Drinking water supply systems, hot water supply systems and similar systems in industry and building services (e.g. cooling water recirculation)



<http://shop.ksb.com/catalog/k0/en/product/ES000877>

Calio-Therm S



Rp	1½
Q [m³/h]	max. 3.5
H [m]	max. 6
p [bar]	max. 10
T [°C]	+2 to +65
n [rpm]	max. 3000

Description:
Maintenance-free, high-efficiency variable speed glandless drinking water circulator pump, screw-ended, electric motor and continuously variable differential pressure control for use in drinking water supply systems and hot water supply systems.

Applications:
Hot water supply, drinking water circulation systems and similar systems in industry and building services (e.g. cooling water recirculation).



<http://shop.ksb.com/catalog/k0/en/product/ES000882>

Circulators, variable speed

Calio S



Rp	1 – 2
Q [m³/h]	max. 3.5
H [m]	max. 6
p [bar]	max. 10
T [°C]	+5 to +95
n [rpm]	max. 3000

Description:
Maintenance-free high-efficiency screw-ended glandless pump with high-efficiency electric motor and continuously variable differential pressure control.

Applications:
Heating, ventilation, air-conditioning and heat recovery systems, cooling systems, industrial recirculation systems.



<http://shop.ksb.com/catalog/k0/en/product/ES000881>

Calio



Rp / DN	1½ – 2 / 32 – 100
Q [m³/h]	max. 70
H [m]	max. 18
p [bar]	max. 16
T [°C]	-10 to +110
n [rpm]	max. 4500

Description:
Maintenance-free high-efficiency flanged or screw-ended glandless pump with high-efficiency electric motor and continuously variable differential pressure control.

Applications:
Heating, ventilation, air-conditioning and heat recovery systems, cooling systems, industrial recirculation systems.



<http://shop.ksb.com/catalog/k0/en/product/ES000881>

Rio-Eco N



Rp / DN	65 – 80
Q [m³/h]	max. 65
H [m]	max. 12
p [bar]	max. 10
T [°C]	-10 to +110

Description:
Maintenance-free, flanged high-efficiency glandless pump with high-efficiency electric motor with integrated motor protection and alarm relay (general fault message) and continuously variable differential pressure control.

Applications:
Heating, ventilation, air-conditioning and heat recovery systems, cooling systems, industrial recirculation systems.



<http://shop.ksb.com/catalog/k0/en/product/ES000493>

Rio-Eco Z N



DN	65 – 80
Q [m³/h]	max. 56
H [m]	max. 12
p [bar]	max. 10
T [°C]	-10 to +110
n [rpm]	max. 3550

Description:
Maintenance-free, flanged high-efficiency glandless twin pump with integrated motor protection and alarm relay (general fault message) and integrated frequency inverter for continuously variable differential pressure control.

Applications:
Heating, ventilation, air-conditioning and heat recovery systems, cooling systems, industrial recirculation systems.



<http://shop.ksb.com/catalog/k0/en/product/ES000493>

In-line pumps

Etaline L



Rp / DN	1 – 1¼ / 32 – 80
Q [m³/h]	max. 95
H [m]	max. 21
p [bar]	max. 10
T [°C]	-15 to +120

Description:
Single-stage close-coupled in-line volute casing pump with common motor/pump shaft and uncooled mechanical seal.

Applications:
Hot water heating, cooling circuits, air-conditioning, water supply systems, service water supply systems, industrial recirculation systems, swimming pools



● PumpDrive, Switchgear

<http://shop.ksb.com/catalog/k0/en/product/ES000925>

Etaline DL



Rp / DN	1¼ / 32 – 80
Q [m³/h]	max. 150
H [m]	max. 21
p [bar]	max. 10
T [°C]	-15 to +120

Description:
Single-stage close-coupled in-line volute casing pump as twin pump, with common motor/pump shaft and uncooled mechanical seal.

Applications:
Hot water heating, cooling circuits, air-conditioning, water supply systems, service water supply systems, industrial recirculation systems



● PumpDrive, Switchgear

<http://shop.ksb.com/catalog/k0/en/product/ES000926>

Etaline



DN	32 – 200
Q [m³/h]	max. 700
H [m]	max. 95
p [bar]	max. 16
T [°C]	-30 to +140

Description:
Single-stage volute casing pump in in-line design with standardised motor; pump shaft and motor shaft are rigidly connected.

Applications:
Hot water heating, cooling circuits, air-conditioning, water supply systems, service water supply systems, industrial recirculation systems



● PumpMeter, PumpDrive, Switchgear, KSB SuPremE

<http://shop.ksb.com/catalog/k0/en/product/ES000113>

Etaline Z



DN	32 – 200
Q [m³/h]	max. 1095
H [m]	max. 38.5
p [bar]	max. 16
T [°C]	-30 to +140

Description:
Single-stage volute casing pump in in-line design as twin pump, with standardised motor; pump shaft and motor shaft are rigidly connected.

Applications:
Hot water heating, cooling circuits, air-conditioning, water supply systems, service water supply systems, industrial recirculation systems



● PumpMeter, PumpDrive, Switchgear, KSB SuPremE

<http://shop.ksb.com/catalog/k0/en/product/ES000114>

Etaline-R



DN	150 – 350
Q [m³/h]	max. 1900
H [m]	max. 93
p [bar]	max. 25
T [°C]	-30 to +140

Description:
Vertical, close-coupled in-line pump with volute casing and standardised motor.

Applications:
Hot water heating, cooling circuits, air-conditioning, water supply systems, service water supply systems, industrial recirculation systems



● PumpMeter, PumpDrive, Switchgear, KSB SuPremE

<http://shop.ksb.com/catalog/k0/en/product/ES000812>

ILN / ILNE / ILNS



DN	65 – 400
Q [m³/h]	max. 3100
H [m]	max. 112
p [bar]	max. 16
T [°C]	-20 to +70
n [rpm]	max. 3000

Data for 50 Hz operation
Also available for 60 Hz

Description:

Vertical in-line centrifugal pump with closed impeller and mechanical seal. ILNS fitted with an auxiliary vacuum pump, ILNE with ejector. The back pull-out design allows the impeller to be dismantled without removing the pipes and the motor. ATEX-compliant version available.

Applications:

Hot-water heating systems, cooling circuits, air-conditioning systems, marine applications, water and service water supply systems, cleaning systems and industrial recirculation systems.


<http://shop.ksb.com/catalog/k0/en/product/ES000730>

ILNC / ILNCE / ILNCS



DN	32 – 125
Q [m³/h]	max. 370
H [m]	max. 112
p [bar]	max. 16
T [°C]	-20 to +70
n [rpm]	max. 3000

Data for 50 Hz operation
Also available for 60 Hz

Description:

Vertical close-coupled centrifugal pump in in-line design, with electric motor, closed impeller and mechanical seal. ILNCS fitted with an auxiliary vacuum pump, ILNCE with ejector. Standardised IEC frame motor. ATEX-compliant version available.

Applications:

Hot-water heating systems, cooling circuits, air-conditioning systems, marine applications, water and service water supply systems, cleaning systems and industrial recirculation systems.


<http://shop.ksb.com/catalog/k0/en/product/ES000732>

Megaline



DN	32 – 200
Q [m³/h]	max. 600
H [m]	max. 135
p [bar]	max. 16
T [°C]	max. +90

Description:

Volute casing pump for horizontal or vertical installation, in back pull-out design, single-stage, radially split volute casing, replaceable casing wear rings. Volute casing in in-line design with closed radial impeller, with multiply curved vanes, single mechanical seal to EN 12756.

Applications:

Heating circuits, water supply systems, air-conditioning systems, waste water, industrial recirculation systems


<http://www.ksb.com.br/ksb-br-pt/pesquisa.php?q=megaline>

Standardised / close-coupled pumps

Etanorm



DN	25 – 150
Q [m³/h]	max. 740
H [m]	max. 160
p [bar]	max. 16
T [°C]	-30 to +140

Description:





Volute casing pump, single-stage, ratings to EN 733, meets the requirements of the 2009/125/EC directive, radially split volute casing, volute casing with integrally cast pump feet, replaceable casing wear rings (optionally available for casings in material variant C), closed radial impeller with multiply curved vanes, single mechanical seals to EN 12756, double mechanical seals to EN 12756, shaft fitted with a replaceable shaft protecting sleeve in the shaft seal area.

Applications:





Pumping pure liquids not chemically or mechanically aggressive to the pump materials: water supply, cooling water, swimming pool water, fire-fighting systems, seawater, spray irrigation, fire-fighting water, irrigation, service water, cleaning agents, drinking water, brackish water, drainage, condensate, heating, air-conditioning, oils, hot water.


<http://shop.ksb.com/catalog/k0/en/product/ES000062>





Etanorm-R

	DN Q [m³/h] H [m] p [bar] T [°C]	125 – 300 max. 1900 max. 102 max. 16 max. +140	Description: Horizontal volute casing pump, single-stage (size 125-500 with two stages), long-coupled, in back pull-out design, with replaceable shaft sleeves / shaft protecting sleeves and casing wear rings. ATEX-compliant version available.	 
	Applications: Spray irrigation, irrigation, drainage, district heating, water supply systems, heating and air-conditioning systems, condensate transport, swimming pools, fire-fighting systems, handling hot water, cooling water, fire-fighting water, oil, brine, drinking water, brackish water, service water, etc.			
 PumpMeter, PumpDrive, KSB SuPremE		http://shop.ksb.com/catalog/k0/en/product/ES000058		





Etablocc

	DN Q [m³/h] H [m] p [bar] T [°C]	25 – 150 max. 740 max. 160 max. 16 -30 to +140	Description: Volute casing pump, single-stage, ratings to EN 733, meets the requirements of the 2009/125/EC directive, radially split volute casing (some volute casings with integrally cast pump feet), replaceable casing wear rings (optionally available for casings in material variant C), closed radial impeller with multiply curved vanes, single mechanical seals to EN 12756, double mechanical seals to EN 12756, shaft fitted with a replaceable shaft protecting sleeve in the shaft seal area.	 
	Applications: Spray irrigation, irrigation, drainage, water supply systems, heating and air-conditioning systems, condensate transport, swimming pools, handling hot water, cooling water, fire-fighting water, seawater, oil, brine, drinking water, cleaning agents, brackish water, service water, etc.			
 PumpMeter, PumpDrive, KSB SuPremE		http://shop.ksb.com/catalog/k0/en/product/ES000107		





Etachrom B

	DN Q [m³/h] H [m] p [bar] T [°C]	25 – 80 max. 250 max. 105 max. 12 max. +110	Description: Horizontal single-stage close-coupled annular casing pump, with ratings and main dimensions to EN 733, with replaceable casing wear rings. ATEX-compliant version available.	 
	Applications: Spray irrigation, irrigation, drainage, water supply systems, heating, air-conditioning and fire-fighting systems, condensate transport, swimming pools, handling hot water, cooling water, fire-fighting water, oil, drinking water, cleaning agents and service water.			
 PumpMeter, PumpDrive, KSB SuPremE		http://shop.ksb.com/catalog/k0/en/product/ES000066		

Etachrom L

	DN Q [m³/h] H [m] p [bar] T [°C]	25 – 80 max. 250 max. 105 max. 12 -30 to +110	Description: Horizontal single-stage annular casing pump with ratings and main dimensions to EN 733, with replaceable casing wear rings. ATEX-compliant version available.	 
	Applications: Water supply systems, spray irrigation, irrigation, drainage, heating, air-conditioning and fire-fighting systems, handling drinking water, service water, hot water, cooling water, swimming pool water, fire-fighting water, condensate, oil and cleaning agents.			
 PumpMeter, PumpDrive, KSB SuPremE		http://shop.ksb.com/catalog/k0/en/product/ES000065		

Etanorm V

	DN Q [m³/h] H [m] p [bar] T [°C]	32 – 150 max. 675 max. 102 max. 16 max. +95	Description: Single-stage volute casing pump for vertical installation in closed tanks under atmospheric pressure, with ratings to EN 733. Suitable for immersion depths of up to 2000 mm.	 
	Applications: Pumping neutral degreasing and phosphatising solutions, wash water with degreasing agents, dipping paints, etc.			
 PumpDrive, KSB SuPremE, LevelControl		http://shop.ksb.com/catalog/k0/en/product/ES000015		

Meganorm



DN	25 – 200
Q [m³/h]	max. 1160
H [m]	max. 162
p [bar]	max. 16
T [°C]	-30 to +140

Description:
Horizontal, radially split volute casing pump in back pull-out design, with radial impeller, single-entry, single-stage, to DIN EN ISO 2858/ ISO 5199. Available with cylindrical or conical shaft seal chamber.

Applications:
Water supply systems, dewatering systems, irrigation systems, sugar industry, alcohol industry, air-conditioning systems, building services systems, fire-fighting systems



● PumpMeter, PumpDrive, KSB SuPremE

<http://www.ksb.com.br/ksb-br-pt/pesquisa.php?q=Meganorm>

Megabloc



DN	25 – 150
Q [m³/h]	max. 550
H [m]	max. 140
p [bar]	max. 16
T [°C]	max. +90

Description:
Volute casing pump for horizontal or vertical installation, back pull-out design, single-stage, radially split volute casing, flanged or screw-ended (optional), replaceable casing wear rings. Volute casing with closed radial impeller with multiply curved vanes, single mechanical seal to EN 12756.

Applications:
Water supply systems, irrigation systems, air-conditioning system, building services systems, hotels, shopping centres, etc., fire-fighting systems, cooling circuits, general industry



● PumpMeter

<http://www.ksb.com.br/ksb-br-pt/pesquisa.php?q=Megabloc>

Hot water pumps

HPK-L



DN	25 – 250
Q [m³/h]	max. 1160
H [m]	max. 162
p [bar]	max. 40
T [°C]	max. +240 / +400

Description:
Horizontal radially split volute casing pump in back pull-out design to ISO 2858 / ISO 5199, single-stage, single-entry, with radial impeller. Equipped with heat barrier, seal chamber air-cooled by integrated fan impeller, no external cooling. ATEX-compliant version available.

Applications:
Pumping hot water and thermal oil in piping or tank systems, particularly in medium-sized and large hot-water heating systems, forced circulation boilers, district heating systems, etc.



● PumpDrive, KSB SuPremE

<http://shop.ksb.com/catalog/k0/en/product/ES000036>

HPK



DN	150 – 400
Q [m³/h]	max. 4150
H [m]	max. 185
p [bar]	max. 40
T [°C]	max. +400

Description:
Horizontal radially split volute casing pump in back pull-out design, with radial impeller, single-entry, single-stage, to ISO 2858 / ISO 5199. Optional TRD type testing by TÜV. ATEX-compliant version available.

Applications:
Pumping hot water and thermal oil in piping or tank systems, particularly in medium-sized and large hot-water heating systems, forced circulation boilers, district heating systems, etc.



● PumpDrive

<http://shop.ksb.com/catalog/k0/en/product/ES000034>

HPH



DN	40 – 350
Q [m³/h]	max. 2350
H [m]	max. 225
p [bar]	max. 110
T [°C]	max. +320

Description:
Horizontal radially split volute casing pump in back pull-out design, with centreline pump feet, with radial impeller, single-entry, single-stage. Optional TRD type testing by TÜV. ATEX-compliant version available.

Applications:
Pumping hot water in high-pressure hot water generation plants, as boiler feed or recirculation pump.



<http://shop.ksb.com/catalog/k0/en/product/ES000037>

Hot water / thermal oil pumps

Etanorm SYT / RSY



DN	25 – 300
Q [m³/h]	max. 1900
H [m]	max. 102
p [bar]	max. 16
T [°C]	max. +350

Description:
Volute casing pump for horizontal installation, back pull-out design, single-stage, ratings and dimensions to EN 733, radially split volute casing, volute casing with integrally cast pump feet, replaceable casing wear rings, closed radial impeller with multiply curved vanes, single mechanical seal to EN 12756, double mechanical seal to EN 12756, drive-end bearings: rolling element bearings, pump-end bearings: plain bearings.

Applications:
Heat transfer systems (DIN 4754, VDI 3033) or hot water recirculation.



PumpDrive, KSB SuPremE

<http://shop.ksb.com/catalog/k0/en/product/ES000790>

Etabloc SYT



DN	25 – 80
Q [m³/h]	max. 337
H [m]	max. 99
p [bar]	max. 16
T [°C]	max. +350

Description:
Volute casing pump for horizontal and vertical installation, back pull-out design, single-stage, with ratings to EN 733, radially split volute casing, replaceable casing wear rings, volute casing with integrally cast pump feet, closed radial impeller with multiply curved vanes, single mechanical seal to EN 12756, product-lubricated carbon plain bearing and grease-lubricated radial ball bearing in the motor housing.

Applications:
Heat transfer systems (DIN 4754, VDI 3033) or hot water recirculation



PumpDrive, KSB SuPremE

<http://shop.ksb.com/catalog/k0/en/product/ES000791>

Etaline SYT



DN	32 – 100
Q [m³/h]	max. 316
H [m]	max. 101
p [bar]	max. 16
T [°C]	max. +350

Description:
Single-stage volute casing pump in in-line design with standardised motor; pump shaft and motor shaft are rigidly connected.

Applications:
Heat transfer systems (DIN 4754, VDI 3033) or hot water recirculation



PumpDrive, KSB SuPremE

<http://shop.ksb.com/catalog/k0/en/product/ES000789>

Standardised chemical pumps

MegaCPK



DN	25 – 250
Q [m³/h]	max. 1160
H [m]	max. 162
p [bar]	max. 25
T [°C]	max. +400

Description:
Horizontal radially split volute casing pump in back pull-out design, with radial impeller, single-entry, single-stage, to DIN EN ISO 2858 / ISO 5199; also available as a variant with "wet" shaft and conical seal chamber. ATEX-compliant version available.

Applications:
Pumping aggressive liquids in the chemical and petrochemical industries and in refinery systems.



PumpMeter, PumpDrive, KSB SuPremE

<http://shop.ksb.com/catalog/k0/en/product/ES000861>

CPKN



DN	150 – 400
Q [m³/h]	1160 – 4150
H [m]	162 – 185
p [bar]	max. 25
T [°C]	max. +400

Description:
Horizontal radially split volute casing pump in back pull-out design, with radial impeller, single-entry, single-stage, to ISO 2858 / ISO 5199. Also available as a variant with "wet" shaft, conical seal chamber and/or semi-open impeller (CPKNO). ATEX-compliant version available.

Applications:
Pumping aggressive liquids in the chemical and petrochemical industries, refinery systems, fire-fighting systems and for brine transport.



PumpDrive

<http://shop.ksb.com/catalog/k0/en/product/ES000027>

Seal-less pumps

Magnochem



DN	25 – 250
Q [m³/h]	max. 1160
H [m]	max. 162
p [bar]	max. 40
T [°C]	-90 to +300

Description:

Horizontal, seal-less volute casing pump in back pull-out design, with magnetic drive, to DIN EN ISO 2858 / ISO 5199, with radial impeller, single-entry, single-stage. ATEX-compliant version available.

Applications:

Pumping aggressive, toxic, explosive, valuable, flammable, malodorous or harmful liquids in the chemical, petrochemical and general industries.



● PumpMeter, PumpDrive, KSB SuPremE

<http://shop.ksb.com/catalog/k0/en/product/ES000046>

Magnochem-Bloc



DN	25 – 160
Q [m³/h]	max. 754
H [m]	max. 162
p [bar]	max. 25
T [°C]	max. +200

Description:

Horizontal, seal-less volute casing pump in close-coupled design, with magnetic drive, to DIN EN ISO 2858 / ISO 5199, with radial impeller, single-entry, single-stage. ATEX-compliant version available.

Applications:

Pumping aggressive, toxic, explosive, valuable, flammable, malodorous or harmful liquids in the chemical, petrochemical and general industries.



● PumpMeter, PumpDrive

<http://shop.ksb.com/catalog/k0/en/product/ES000045>

Etaseco / Etaseco-I



DN	32 – 100
Q [m³/h]	max. 250
H [m]	max. 162
p [bar]	max. 16
T [°C]	max. +140

Description:

Horizontal or vertical seal-less volute casing pump in back pull-out design with fully enclosed canned motor, low noise emission, with radial impeller, single-stage, single-entry, casing connecting dimensions to EN 733.

Applications:

Pumping aggressive, flammable, toxic, volatile, or valuable liquids in the chemical and petrochemical industries, in environmental engineering and industrial applications.



● PumpMeter, PumpDrive

<http://shop.ksb.com/catalog/k0/en/product/ES000122>

Etaseco RVP



DN	32
Q [m³/h]	max. 20
H [m]	max. 25
p [bar]	max. 10
T [°C]	max. +85

Description:

Horizontal or vertical seal-less volute casing pump in back pull-out design with fully enclosed canned motor, low noise emission, with radial impeller, single-stage, single-entry.

Applications:

Pumping toxic, volatile or valuable liquids in environmental engineering and industrial applications and as coolant pump in cooling systems. Transport vehicles, environmental engineering and industry; applications where low noise emission, smooth running or long service intervals are required.



● PumpMeter, PumpDrive

<http://shop.ksb.com/catalog/k0/en/product/ES000122>

Process pumps

RPH



DN	25 – 400
Q [m³/h]	max. 4150
H [m]	max. 270
p [bar]	max. 110
T [°C]	-70 to +450

Data for 50 Hz operation
Also available for 60 Hz

Description:

Horizontal radially split volute casing pump in back pull-out design, to API 610, ISO 13709 (heavy-duty), type OH2, with radial impeller, single-entry, single-stage, centreline pump feet; with inducer, if required. ATEX-compliant version available.

Applications:

Refineries, petrochemical and chemical industries, power stations, offshore and onshore processes.



<http://shop.ksb.com/catalog/k0/en/product/ES000040>

RPHb



DN	80 – 200
Q [m³/h]	max. 730
H [m]	max. 450
p [bar]	max. 100
T [°C]	-80 to +450

Data for 50 Hz operation
Also available for 60 Hz

Description:

Heavy-duty horizontal radially split between-bearings volute casing pump to API 610 (type BB2) with radial impellers, single-entry, two-stage, with centreline pump feet.

Applications:

Refineries, petrochemical and chemical industries, offshore and onshore processes.



<http://shop.ksb.com/catalog/k0/en/product/ES000041>

RPH-V



DN2 / DN3	25 – 80 / 40 – 150
Q [m³/h]	max. 80
H [m]	max. 164
p [bar]	max. 51
T [°C]	-30 to +230

Data for 50 Hz operation
Also available for 60 Hz

Description:

Vertical radially split volute casing pump to API 610 and ISO 13709 (heavy-duty), type VS4, with radial impeller, single-entry, single-stage.

Applications:

Refineries, petrochemical and chemical industries, offshore and onshore processes.



<http://shop.ksb.com/catalog/k0/en/product/ES000880>

RPHmdp



DN	25 – 100
Q [m³/h]	max. 300
H [m]	max. 270
p [bar]	max. 51
T [°C]	-40 to +300

Data for 50 Hz operation
Also available for 60 Hz

Description:

Horizontal radially split volute casing pump in back pull-out design to API 685 (heavy-duty), with magnetic drive, single-stage, single-entry, with radial impeller, centreline pump feet; with inducer, if required. ATEX-compliant version available.

Applications:

Refineries, petrochemical and chemical industries, power stations.



<http://shop.ksb.com/catalog/k0/en/product/ES000884>

CTN



DN	25–250 / 250–400
Q [m³/h]	max. 950
H [m]	max. 115
p [bar]	max. 16
T [°C]	max. +300

Data for 50 Hz operation
Available for 50 Hz and 60 Hz

Description:

Radially split vertical shaft submersible pump with double volute casing for wet and dry installation, with radial impeller, single-entry, single-stage or double-stage; heatable model available. ATEX-compliant version available.

Applications:

For pumping chemically aggressive liquids, also slightly contaminated or with a low solids content, in the chemical and petrochemical industries.



<http://shop.ksb.com/catalog/k0/en/product/ES000014>

CHTR



DN	50 – 250
Q [m³/h]	max. 1450
H [m]	max. 4000
p [bar]	max. 400
T [°C]	max. +450
n [rpm]	max. 7000

Data for 50 Hz operation
Also available for 60 Hz
Higher ratings possible upon request

Description:

Horizontal high-pressure barrel-type pumps with radial impellers, single-entry and double-entry, multistage, with flanges or weld end nozzles to DIN, API 610 and ANSI.

Applications:

Refineries, petrochemical industry, steam generation, seawater injection in crude oil production (onshore and offshore).



<http://shop.ksb.com/catalog/k0/en/product/ES000241>

CINCP / CINCN



DN	32 – 200
Q [m ³ /h]	max. 780
H [m]	max. 105
p [bar]	max. 10
T [°C]	-10 to +100
n [rpm]	max. 3000

Data for 50 Hz operation
Also suitable for 60 Hz operation

Description:
Vertical immersion pump in cantilever design for wet or dry installation. Semi-open impeller, pump shaft without guide bearings, supported by ball bearings in the upper section. Supplied with discharge pipe extending above the baseplate (CINCP) or without discharge pipe (CINCN). ATEX-compliant version available.

Applications:
Chemical and petrochemical industries, raw materials extraction and waste water management.



<http://shop.ksb.com/catalog/k0/en/product/ES000718>

INVCP / INVCN



DN	32 – 300
Q [m ³ /h]	max. 1600
H [m]	max. 116
p [bar]	max. 10
T [°C]	-10 to +100
n [rpm]	max. 3000

Data for 50 Hz operation
Also suitable for 60 Hz operation

Description:
Vertical immersion pump for wet or dry installation, available with closed or semi-open impeller. Supplied with discharge pipe extending above the baseplate (INVCP) or without discharge pipe (INVCN). ATEX-compliant version available.

Applications:
Pumping chemically aggressive, slightly contaminated or solids-laden fluids in the chemical and petrochemical industries.



<http://shop.ksb.com/catalog/k0/en/product/ES000737>

RWCP / RWCN



DN	50 – 200
Q [m ³ /h]	max. 700
H [m]	max. 100
p [bar]	max. 16
T [°C]	-10 to +100
n [rpm]	max. 3000

Data for 50 Hz operation
Also suitable for 60 Hz operation

Description:
Process pump with free-flow impeller, semi-open or two-channel or three-channel impeller. Shaft sealed by mechanical seal or gland packing in accordance with various API pipework plans. Oil-lubricated bearings. ATEX-compliant version available.

Applications:
Refineries, chemical and petrochemical industries, steel works, descaling units, raw materials extraction, waste water management.



<http://shop.ksb.com/catalog/k0/en/product/ES000748>

WKTR



DN	40 – 150
Q [m ³ /h]	max. 400
H [m]	max. 500
p [bar]	max. 51
T [°C]	max. +200
n [rpm]	max. 3000

Data for 50 Hz operation
Also available for 60 Hz

Description:
Vertical can-type ring-section pump. Type VS6 to API 610 and DIN ISO 13709, multistage, first-stage impeller designed as suction impeller, radial impellers. ATEX-compliant version available.

Applications:
Pumping condensate and other NPSH-critical products in industrial plants, particularly in refineries and petrochemical plants.



<http://shop.ksb.com/catalog/k0/en/product/ES000875>

Rainwater harvesting systems

Hya-Rain / Hya-Rain N



Rp	1
Q [m³/h]	max. 4
H [m]	max. 43
p [bar]	max. 6
T [°C]	max. +35

Data for 50 Hz operation

Description:
Ready-to-connect package rainwater harvesting system in protective housing with automatic mains water back-up function if the rainwater storage tank is empty, with integrated dry running protection and demand-driven automatic pump control. Hya-Rain N version with analog level measurement in rainwater storage tank and integrated functional check run.

Applications:
Rainwater and service water harvesting, irrigation and spray irrigation systems.



<http://shop.ksb.com/catalog/k0/en/product/ES000256>

Hya-Rain Eco



Rp	1
Q [m³/h]	max. 4
H [m]	max. 43
p [bar]	max. 6
T [°C]	max. +35

Data for 50 Hz operation

Description:
Basic ready-to-connect package rainwater harvesting system with automatic mains water back-up function if the rainwater storage tank is empty, with integrated dry running protection and demand-driven automatic pump control.

Applications:
Rainwater and service water harvesting, irrigation and spray irrigation systems.



<http://shop.ksb.com/catalog/k0/en/product/ES000600>

Domestic water supply / swimming pool pumps

Emporia CP



Rp	1
Q [m³/h]	max. 7.5
H [m]	max. 55
p [bar]	max. 8
T [°C]	max. 90
n [rpm]	max. 2800

Description:
Single-stage centrifugal pump in close-coupled design, extremely quiet operation, for use in domestic, public and industrial applications

Applications:
Spray irrigation systems, general irrigation systems, water supply systems



<http://shop.ksb.com/catalog/k0/en/product/ES000921>

Emporia MB



Rp	1 – 1½
Q [m³/h]	max. 15
H [m]	max. 90
p [bar]	max. 10
T [°C]	max. 90
n [rpm]	max. 2800

Description:
Multistage centrifugal pump, with 2 impellers, for use in public and industrial applications

Applications:
Spray irrigation systems, general irrigation systems, water supply systems



<http://shop.ksb.com/catalog/k0/en/product/ES000922>

Emporia PD



Rp	1
Q [m³/h]	max. 3
H [m]	max. 55
p [bar]	max. 8
T [°C]	max. 90
n [rpm]	max. 2800

Description:
Peripheral impeller pump in close-coupled design for domestic applications

Applications:
Spray irrigation systems, general irrigation systems, water supply systems



<http://shop.ksb.com/catalog/k0/en/product/ES000923>

Multi Eco



Rp	1 – 1¼
Q [m³/h]	max. 8
H [m]	max. 54
p [bar]	max. 10
T [°C]	max. +50
n [rpm]	max. 2800

Description:
Multistage self-priming centrifugal pump in close-coupled design.

Applications:
Single- or two-family houses, agricultural facilities, spray irrigation, irrigation and washing plants, water supply and rainwater harvesting systems.



● Cervomatic, Controlmatic

<http://shop.ksb.com/catalog/k0/en/product/ES000085>

Multi Eco-Pro



Rp	1 – 1¼
Q [m³/h]	max. 8
H [m]	max. 54
p [bar]	max. 10
T [°C]	max. +50
n [rpm]	max. 2800

Data for 50 Hz operation

Description:
Multistage self-priming centrifugal pump in close-coupled design, with power cable, plug and Controlmatic E automatic control unit for starting and stopping the pump in line with consumer demand and protecting it against dry running. Automated with automatic control unit.

Applications:
Single- or two-family houses, agricultural facilities, spray irrigation, irrigation and washing plants, water supply and rainwater harvesting systems.



<http://shop.ksb.com/catalog/k0/en/product/ES000253>

Multi Eco-Top



Rp	1 – 1¼
Q [m³/h]	max. 8
H [m]	max. 54
p [bar]	max. 7
T [°C]	max. +50
n [rpm]	max. 2800

Data for 50 Hz operation

Description:
Multistage self-priming centrifugal pump in close-coupled design incl. accumulator with replaceable membrane in drinking water quality, total volume 20 or 50 litres, pressure switch for automatic pump operation and 1.5-metre power cable with plug.

Applications:
Single- or two-family houses, agricultural facilities, spray irrigation, irrigation and washing plants, water supply and rainwater harvesting systems.



<http://shop.ksb.com/catalog/k0/en/product/ES000254>

Movitec VME



Rp	1½
Q [m³/h]	max. 9
H [m]	max. 48
p [bar]	max. 16
T [°C]	max. +60
n [rpm]	max. 2900

Description:
Multistage vertical (horizontal installation upon request) high-pressure centrifugal pump with suction and discharge nozzles of identical nominal diameters arranged opposite to each other (in-line design).

Applications:
Single- or two-family houses, agricultural facilities, spray irrigation, irrigation and washing plants, water supply and rainwater harvesting systems. Pressure boosting, hot water and cooling water recirculation and fire-fighting systems.



● PumpMeter

<http://shop.ksb.com/catalog/k0/en/product/ES000854>

Ixo N



Rp	1¼
Q [m³/h]	max. 8
H [m]	max. 65
T [°C]	max. +35
n [rpm]	max. 2900

Description:
Multistage close-coupled centrifugal pump for fully or partly submerged operation (min. immersion depth 0.1 m), with low-level inlet, suction strainer with a max. mesh width of 2.0 mm.



Applications:
Water supply systems, spray irrigation, irrigation and washing plants, rainwater harvesting systems and water extraction from wells, reservoirs and rainwater storage tanks.




● Switchgear, Cervomatic

<http://shop.ksb.com/catalog/k0/en/product/ES000007>

Ixo-Pro



	Rp Q [m³/h] H [m] T [°C]	1 max. 3.9 max. 60 max. +35	Description: Multistage submersible borehole pump with integrated pressure switch, flow sensor and lift check valve. Electronic dry running protection with four consecutive start-up attempts; integrated capacitor. 15-metre H07 RNF power cable with plug included.	
	Data for 50 Hz operation	Applications: Rainwater harvesting, pressure boosting, water extraction and irrigation.		
			http://shop.ksb.com/catalog/k0/en/product/ES000896	

Filtru N



	Rp Q [m³/h] H [m] p [bar] T [°C] n [rpm]	2 max. 36 max. 21 max. 2.5 max. +35 max. 2800	Description: Single-stage self-priming centrifugal pump in close-coupled design.	
	Data for 50 Hz operation	Applications: For pumping clean or slightly contaminated water, swimming pool water with a max. chlorine content of 0.3 ‰; ozonised swimming pool water with a max. salt content of 7 ‰.		
			http://shop.ksb.com/catalog/k0/en/product/ES000090	

Pressure booster systems



KSB Delta Compact

	Rp Q [m³/h] H [m] p [bar] T [°C]	1 / 1½ max. 12 max. 53 max. 10 max. +40	Description: Fully automatic, ready-to-connect package single-pump pressure booster system / dual-pump pressure booster system with variable speed system	
	Data for 50 Hz and 60 Hz operation	Applications: Domestic water supply, water supply systems, spray irrigation systems, general irrigation systems, service water systems, rainwater harvesting		
			http://shop.ksb.com/catalog/k0/en/product/ES000929	

Hya-Solo EV

	Rp Q [m³/h] H [m] p [bar] T [°C]	1¼ max. 6 max. 50 max. 10 max. +60	Description: Fully automatic package pressure booster system with one vertical high-pressure pump and continuously variable speed adjustment. Design and function as per DIN 1988.	
	Data for 50 Hz operation	Applications: Residential buildings, hospitals, office buildings, hotels, department stores, industry, etc.		
			http://shop.ksb.com/catalog/k0/en/product/ES000883	

Hya-Solo D

	Rp / DN Q [m³/h] H [m] p [bar] T [°C]	1 / 100 max. 110 max. 150 max. 16 max. +70	Description: Fully automatic package single-pump system with 8-litre membrane-type accumulator. The system is started and stopped as a function of pressure.	
	Data for 50 Hz operation	Applications: Water supply systems for residential and office buildings, irrigation and spray irrigation, rainwater harvesting and service water supply systems in trade and industry.		
			http://shop.ksb.com/catalog/k0/en/product/ES000250	

Hya-Solo DSV



Rp / DN	1 / 100
Q [m³/h]	max. 110
H [m]	max. 150
p [bar]	max. 16
T [°C]	max. +70

Data for 50 Hz operation

Description:

Fully automatic variable speed package single-pump system with magnetless high-efficiency KSB SuPremE IE4 motor (to IEC/CD 60034-30 Ed. 2) with PumpDrive. The system is started as a function of pressure and stopped as a function of flow.

Applications:

Water supply systems for residential and office buildings, irrigation and spray irrigation, rainwater harvesting and service water supply systems in trade and industry.


<http://shop.ksb.com/catalog/k0/en/product/ES000251>

Hya-Solo D FL



Rp / DN	1 / 100
Q [m³/h]	max. 110
H [m]	max. 150
p [bar]	max. 16
T [°C]	max. +70

Data for 50 Hz operation

Description:

Fully automatic package single-pump system. The system is started and stopped as a function of pressure. Design and function as per DIN 14462.

Applications:

Pressure boosting in fire protection systems to DIN 14462.


<http://shop.ksb.com/catalog/k0/en/product/ES000709>

Hya-Duo D FL



Rp / DN	2 / 150
Q [m³/h]	max. 110
H [m]	max. 150
p [bar]	max. 16
T [°C]	max. +70

Data for 50 Hz operation

Description:

Fully automatic package dual-pump system consisting of one duty system and one stand-by system to ensure system redundancy. Design and function as per DIN 14462.

Applications:

Pressure boosting in fire protection systems to DIN 14462.


<http://shop.ksb.com/catalog/k0/en/product/ES000710>

Hya-Solo D FL Compact



DN	50 – 80
Q [m³/h]	max. 48
H [m]	max. 150
p [bar]	max. 16
T [°C]	max. +70

Data for 50 Hz operation

Description:

Fully automatic ready-to-connect break tank package booster set for fire fighting, comprising a single-pump system and break tank. The system is started and stopped as a function of pressure. Design and function as per DIN 14462.

Applications:

Fire-fighting applications to DIN 14462.


<http://shop.ksb.com/catalog/k0/en/product/ES000821>

Hya-Duo D FL Compact



DN	50 – 80
Q [m³/h]	max. 48
H [m]	max. 150
p [bar]	max. 16
T [°C]	max. +70

Data for 50 Hz operation

Description:




Fully automatic, ready-to-connect break tank package booster set for fire fighting, comprising a dual-pump system and break tank. The system is started and stopped as a function of pressure. Design and function as per DIN 14462.

Applications:



Fire-fighting applications to DIN 14462.


<http://shop.ksb.com/catalog/k0/en/product/ES000820>

Hya-Eco VP

	Rp / DN Q [m³/h] H [m] p [bar] T [°C]	2 / 80 max. 70 max. 120 max. 16 max. +70	Description: Fully automatic package pressure booster system with either 2 or 3 vertical high-pressure pumps, and continuously variable speed adjustment of all pumps for fully electronic control of the required supply pressure, with two standard volt-free changeover contacts for fault indication. Design and function as per DIN 1988. Automated with BoosterControl.	
	Data for 50 Hz operation	Applications: Pressure boosting in residential buildings, hospitals, office buildings, hotels, department stores, industry, etc.		
			http://shop.ksb.com/catalog/k0/en/product/ES000596	




Hyamat K

	Rp / DN Q [m³/h] H [m] p [bar] T [°C]	2 / 250 max. 660 max. 160 max. 16 max. +70	Description: Fully automatic package pressure booster system with 2 to 6 vertical high-pressure pumps and fully electronic control to ensure the required supply pressure, with volt-free changeover contact for general fault indication and live-zero monitoring of the connected sensors, design and function to DIN 1988. Automated with BoosterControl.	
	Data for 50 Hz operation	Applications: Pressure boosting in residential buildings, hospitals, office buildings, hotels, department stores, industry, etc.		
			http://shop.ksb.com/catalog/k0/en/product/ES000247	




Hyamat V

	Rp / DN Q [m³/h] H [m] p [bar] T [°C]	2 / 250 max. 660 max. 150 max. 16 max. +70	Description: Fully automatic package pressure booster system with 2 to 6 vertical high-pressure pumps and continuously variable speed adjustment of one pump; for fully electronic control of the required supply pressure. Design and function as per DIN 1988. Automated with BoosterControl.	
	Data for 50 Hz operation	Applications: Pressure boosting in residential buildings, hospitals, office buildings, hotels, department stores, industry, etc.		
			http://shop.ksb.com/catalog/k0/en/product/ES000417	



Hyamat SVP

	Rp / DN Q [m³/h] H [m] p [bar] T [°C]	2 / 250 max. 660 max. 150 max. 16 max. +70	Description: Fully automatic package pressure booster system with KSB SuPremE IE4 motor and 2 to 6 vertical high-pressure pumps and continuously variable speed adjustment of all pumps by PumpDrive; for fully electronic control of the required supply pressure. Design and function as per DIN 1988. Automated with BoosterControl and PumpDrive.	
	Data for 50 Hz operation	Applications: Pressure boosting in residential buildings, hospitals, office buildings, hotels, department stores, industry, etc.		
			http://shop.ksb.com/catalog/k0/en/product/ES000418	



Surpress Eco SE.2.B

	Rp / DN Q [m³/h] H [m] p [bar] T [°C]	2 / 80 max. 70 max. 100 max. 16 max. +70	Description: Fully automatic package pressure booster system with either 2 or 3 vertical high-pressure pumps, for fully electronic control to ensure the required supply pressure, with standard volt-free changeover contact for general fault indication and live-zero monitoring of the connected sensors. Automated with BoosterControl.	
	Data for 50 Hz operation	Applications: Pressure boosting in residential buildings, hospitals, office buildings, hotels, department stores, industrial plants, etc.		
			http://shop.ksb.com/catalog/k0/en/product/ES000595	

Surpress Eco SE.2.B VP

	Rp / DN Q [m³/h] H [m] p [bar] T [°C]	2 / 80 max. 70 max. 120 max. 16 max. +70	Description: Fully automatic package pressure booster system with either 2 or 3 vertical high-pressure pumps. Continuously variable speed adjustment of all pumps for fully electronic control of the required supply pressure, with two standard volt-free changeover contacts for fault indication. Automated with BoosterControl and PumpDrive.	
	Data for 50 Hz operation	Applications: Pressure boosting in residential buildings, hospitals, office buildings, hotels, department stores, industrial plants, etc.		
http://shop.ksb.com/catalog/k0/en/product/ES000695				



Surpresschrom SIC.2

	Rp / DN Q [m³/h] H [m] p [bar] T [°C]	2 / 250 max. 660 max. 160 max. 16 max. +70	Description: Fully automatic package pressure booster system with 2 to 6 vertical high-pressure pumps, with fully electronic control system ensuring the required supply pressure, with standard volt-free changeover contact for general fault indication and live-zero monitoring of the connected sensors. Automated with BoosterControl.	
	Data for 50 Hz operation	Applications: Pressure boosting in residential buildings, hospitals, office buildings, hotels, department stores, industrial plants, etc.		
http://shop.ksb.com/catalog/k0/en/product/ES000439				



Surpresschrom SIC.2 V

	Rp / DN Q [m³/h] H [m] p [bar] T [°C]	2 / 250 max. 660 max. 150 max. 16 max. +70	Description: Fully automatic package pressure booster system with 2 to 6 vertical high-pressure pumps. Continuously variable speed adjustment of one pump with PumpDrive for fully electronic control of the required supply pressure. Automated with BoosterControl and PumpDrive.	
	Data for 50 Hz operation	Applications: Pressure boosting in residential buildings, hospitals, office buildings, hotels, department stores, industrial plants, etc.		
http://shop.ksb.com/catalog/k0/en/product/ES000702				



Surpresschrom SIC.2 SVP

	Rp / DN Q [m³/h] H [m] p [bar] T [°C]	2 / 250 max. 660 max. 150 max. 16 max. +70	Description: Fully automatic package pressure booster system with 2 to 6 vertical high-pressure pumps. Continuously variable speed adjustment of all pumps with PumpDrive for fully electronic control of the required supply pressure. Automated with BoosterControl and PumpDrive.	
	Data for 50 Hz operation	Applications: Pressure boosting in residential buildings, hospitals, office buildings, hotels, department stores, industrial plants, etc.		
http://shop.ksb.com/catalog/k0/en/product/ES000701				

Surpressbloc SB

	DN Q [m³/h] H [m] p [bar] T [°C]	100 – 200 max. 640 max. 160 max. 16 max. +70	Description: Fully automatic package pressure booster system with two to four vertical high-pressure pumps and fully electronic control system ensuring the required supply pressure. Automated with PLC.	
	Data for 50 Hz operation	Applications: Industry and other applications. For handling service water and cooling water not chemically or mechanically aggressive to the pump materials.		



Surpress Feu SFE

	Rp Q [m³/h] H [m] p [bar] T [°C]	2½ max. 40 max. 76 max. 10 max. +70	Description: Fully automatic pressure booster system with two horizontal close-coupled pumps (one pump on stand-by duty). Design complies with APSAD regulation R5. Pressure-controlled starting and stopping. Automated with BoosterControl.	
	Data for 50 Hz operation	Applications: Water supply and pressure boosting for wall hydrants, fire protection.		
●			http://shop.ksb.com/catalog/k0/en/product/ES000441	

Surpress SP


	Rp Q [m³/h] H [m] p [bar] T [°C]	1½ – 2 max. 36 max. 70 max. 16 max. +70	Description: Fully automatic package pressure booster system with either two or three vertical high-pressure pumps and fully electronic control unit ensuring the required supply pressure at the consumer installations. Design and functions to EN 806-2.	
	Data for 50 Hz operation	Applications: Residential buildings, hospitals, office buildings, hotels, department stores, industrial plants, etc.		
●			http://shop.ksb.com/catalog/k0/en/product/ES000886	

Surpress SP VP



	Rp Q [m³/h] H [m] p [bar] T [°C]	1½ – 2 max. 36 max. 70 max. 16 max. +70	Description: Fully automatic package pressure booster system with either two or three vertical high-pressure pumps. Continuously variable speed adjustment of all pumps for fully electronic control of the required supply pressure at the consumer installations. Design and function to DIN EN 806-2 and DIN 1988. Automated with BoosterControl.	
	Data for 50 Hz operation	Applications: Residential buildings, hospitals, office buildings, hotels, department stores, industrial plants, etc.		
●			http://shop.ksb.com/catalog/k0/en/product/ES000892	

Drainage pumps / waste water pumps

Ama-Drainer N 301 – 358

	Rp Q [m³/h] H [m] T [°C]	1¼ – 1½ max. 16.5 max. 12 max. +50	Description: Vertical single-stage fully floodable submersible motor pump in close-coupled design, IP68, with or without level control, max. immersion depth: 2 m.	
	Data for 50 Hz operation Also available for 60 Hz	Applications: Automatic drainage of pits, shafts, yards and cellars at risk of flooding, lowering of surface water levels, drainage, drainage of underground passages, water extraction from rivers and reservoirs.		
● Switchgear, LevelControl			http://shop.ksb.com/catalog/k0/en/product/ES000771	

Ama-Drainer 4../5..

	Rp Q [m³/h] H [m] T [°C]	1½ – 2 max. 50 max. 24 max. +40	Description: Vertical single-stage fully floodable submersible motor pumps in close-coupled design, IP68, with or without level control, max. immersion depth: 7 m.	
	Data for 50 Hz operation Also available for 60 Hz	Applications: Automatic drainage of pits, shafts, yards and cellars at risk of flooding, lowering of surface water levels, drainage, drainage of underground passages, water extraction from rivers and reservoirs.		
● Switchgear, LevelControl			http://shop.ksb.com/catalog/k0/en/product/ES000078	

Ama-Drainer 80, 100



Rp / DN	2½ / 100
Q [m³/h]	max. 130
H [m]	max. 26
T [°C]	max. +50

Data for 50 Hz operation
Also available for 60 Hz

Description:
Vertical single-stage fully floodable submersible motor pump in close-coupled design, IP68, with or without level control, max. immersion depth: 10 m.

Applications:
Automatic drainage of pits, shafts, yards and cellars at risk of flooding, lowering of surface water levels, drainage, drainage of underground passages, water extraction from rivers and reservoirs.



Switchgear, LevelControl

<http://shop.ksb.com/catalog/k0/en/product/ES000079>

Ama-Porter F / S



DN	50 – 65
Q [m³/h]	max. 40
H [m]	max. 21
T [°C]	max. +40

Data for 50 Hz operation

Description:
Vertical single-stage fully floodable submersible waste water pump in close-coupled design (grey cast iron variant), non-explosion-proof.

Applications:
Handling waste water, especially waste water containing long fibres and solid substances, fluids containing gas/air, removing waste water from flooded rooms or surfaces.



Switchgear, LevelControl

<http://shop.ksb.com/catalog/k0/en/product/ES000082>

Rotex



Rp	1¼ – 2
Q [m³/h]	max. 24
H [m]	max. 14
Inst. depth [m]	max. 1.7
T [°C]	max. +90
n [rpm]	max. 2900

Data for 50 Hz operation

Description:
Vertical single-stage centrifugal pump with discharge to the top and parallel with the pump shaft, pump base designed to act as suction strainer. Pump and motor are rigidly connected by a support column. Supplied ready to be plugged in, with 1.5-metre power cable and level switch.

Applications:
Automatic drainage of buildings, pits and tanks, lowering of surface water levels and drainage.



<http://shop.ksb.com/catalog/k0/en/product/ES000012>

MK / MKY



Rp / DN	2 / 50
Q [m³/h]	max. 36
H [m]	max. 19
Inst. depth [m]	max. 2.8
T [°C]	max. +200
n [rpm]	max. 3500

Data for 50 Hz operation

Description:
Vertical submersible pump with three-channel impeller, volute casing designed as inlet strainer.

Applications:
For pumping condensate and heat transfer liquids below boiling point, condensate return systems, primary and secondary heating circuits, for direct installation in heating tanks or heat exchangers in the secondary circuits of heat transfer systems (MKY).



Switchgear, LevelControl

<http://shop.ksb.com/catalog/k0/en/product/ES000013>

Lifting units / pump stations

AmaDS³



Q [m³/h]	max. 200
H [m]	max. 85
T [°C]	depending on pump

Higher ratings possible upon request

Description:
Waste water pump station with solids separation system. Indirect hydraulic transport of waste water, solids separators arranged upstream of the pumps, for maximum economic efficiency, operating reliability and ease of servicing.

Applications:
Municipal and industrial waste water transport. Applications with special drainage requirements, e.g. hotels, hospitals, campgrounds, etc.



LevelControl

<http://shop.ksb.com/catalog/k0/en/product/ES000858>

Kondensat-Lift

	Q [m³/h] H [m] T [°C]	max. 0.35 max. 4.5 max. +50	Description: Automatic condensate lifting unit.	
	Data for 50 Hz operation	Applications: Fully automatic pumping of condensate generated below the flood level by condensing boilers, air-conditioning and cooling systems.		
			http://shop.ksb.com/catalog/k0/en/product/ES000908	

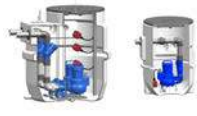

Ama-Drainer-Box Mini

	DN Q [m³/h] H [m] T [°C]	40 max. 10 max. 6.5 max. +35	Description: Reliable and compact waste water lifting unit in a modern design with activated carbon filter meeting hygiene requirements and with shower connection as standard. To EN 12050-2.	
	Data for 50 Hz operation	Applications: Automatic drainage of washbasins, showers, washing machines, dishwashers, etc. Use mini-Compacta sewage lifting unit for handling sewage from urinals and toilets!		
			http://shop.ksb.com/catalog/k0/en/product/ES000862	

Ama-Drainer-Box

	DN Q [m³/h] H [m] T [°C]	40 – 50 max. 46 max. 24 max. +40	Description: Stable above-floor plastic collecting tank or impact-resistant underfloor plastic collecting tank, with floor drain and odour trap, both with Ama-Drainer submersible motor pump starting and stopping automatically and swing check valve.	
	Data for 50 Hz operation	Applications: Washbasins, showers, washing machines, garage driveways, basements and rooms at risk of flooding, etc.		
			http://shop.ksb.com/catalog/k0/en/product/ES000262	



Evamatic-Box N

	DN Q [m³/h] H [m] T [°C]	50 – 65 max. 40 max. 21 max. +40	Description: Floodable lifting unit for domestic waste water, equipped with either one or two pumps of type Ama-Porter F (free-flow impeller) or Ama-Porter S (cutter).	
	Data for 50 Hz operation	Applications: Disposal of domestic and municipal waste water occurring below the flood level.		
			http://shop.ksb.com/catalog/k0/en/product/ES000430	

mini-Compacta

	DN Q [m³/h] H [m] T [°C]	32 – 100 max. 36 max. 25 max. +65	Description: Floodable single-pump sewage lifting unit or dual-pump sewage lifting unit for automatic disposal of domestic sewage and faeces in building sections below the flood level.	
	Data for 50 Hz operation	Applications: Basement flats, bars, basement party rooms and saunas, cinemas and theatres, department stores, hospitals, hotels, restaurants or schools.		
			http://shop.ksb.com/catalog/k0/en/product/ES000261	

Compacta

	DN Q [m³/h] H [m] T [°C]	80 – 100 max. 140 max. 24 max. +65	Description: Floodable single-pump sewage lifting unit or dual-pump sewage lifting unit for automatic disposal of waste water and faeces in buildings and building sections below the flood level.	
	Data for 50 Hz operation	Applications: Basement flats, bars, basement party rooms and saunas, cinemas and theatres, department stores and hospitals, hotels, restaurants, schools, other public buildings, industrial facilities, underground train stations or for joint sewage disposal from rows of houses.		
			http://shop.ksb.com/catalog/k0/en/product/ES000260	

CK 800 Pump Station



DN	32 – 50
Q [m ³ /h]	max. 22
H [m]	max. 49
T [°C]	max. +40
Data for 50 Hz operation	

Description:
Ready-to-connect package single-pump or dual-pump station with PE-LLD (polyethylene) collecting tank for buried installation. Equipped with either one or two submersible waste water pumps of type Amarex N S (explosion-proof or non-explosion-proof) or Ama-Porter (non-explosion-proof). Tank design to DIN 1986-100 and EN 752 / EN 476.

Applications:

Building and property drainage, waste water disposal, property renovation, joint sewage disposal for multiple residential units, pumped drainage.



<http://shop.ksb.com/catalog/k0/en/product/ES000778>

CK 1000 Pump Station



DN	50 – 65
Q [m ³ /h]	max. 50
H [m]	max. 39
T [°C]	max. +40
Data for 50 Hz operation	

Description:
Ready-to-connect package single-pump or dual-pump station with PE-LLD (polyethylene) collecting tank for buried installation. Equipped with either one or two submersible waste water pumps of type Amarex N (explosion-proof or non-explosion-proof) or Ama-Porter (non-explosion-proof). Tank design to DIN 1986-100 and EN 752 / EN 476.

Applications:

Building and property drainage, waste water disposal, property renovation, joint sewage disposal for multiple residential units, pumped drainage.



<http://shop.ksb.com/catalog/k0/en/product/ES000266>

Ama-Porter CK Pump Station



DN	50 – 65
Q [m ³ /h]	max. 40
H [m]	max. 21
T [°C]	max. +40
Data for 50 Hz operation	

Description:
Ready-to-connect package single-pump or dual-pump station with PE-LLD (polyethylene) collecting tank for buried installation. With either one or two non-explosion-proof Ama-Porter submersible waste water pumps. Tank design to DIN 1986-100 and EN 752 / EN 476.

Applications:

Building and property drainage, waste water disposal, property renovation, joint sewage disposal for multiple residential units, pumped drainage.



<http://shop.ksb.com/catalog/k0/en/product/ES000498>

SRP



DN	50 – 150
Q [m ³ /h]	max. 500
H [m]	max. 68
T [°C]	max. +40

Description:
Ready-to-connect package single-pump or dual-pump station with fibreglass collecting tank for buried installation.

Applications:

Property renovation, disposal of domestic, municipal and industrial waste water, joint sewage disposal for multiple residential units.



<http://shop.ksb.com/catalog/k0/en/product/ES000443>

Switchgear

Submersible motor pumps

Amarex N S32



DN	32
Q [m³/h]	max. 16.5
H [m]	max. 29.5
T [°C]	max. +40

Data for 50 Hz operation

Description:
Vertical single-stage submersible motor pump for wet installation, stationary or transportable version. Amarex N pumps are floodable, single-stage, single-entry close-coupled pump sets which are not self-priming. ATEX-compliant version available.

Applications:
Amarex N S 32-160 submersible motor pumps with cutter are used for pumping waste water in intermittent operation, domestic waste water, raw water, waste water containing faeces.



● Switchgear, LevelControl

<http://shop.ksb.com/catalog/k0/en/product/ES000507>

Amarex N



DN	50 – 100
Q [m³/h]	max. 190
H [m]	max. 49
T [°C]	max. +60

Data for 50 Hz operation
Also available for 60 Hz

Description:
Vertical single-stage submersible motor pump for wet installation, stationary or transportable version. Amarex N pumps are floodable, single-stage, single-entry close-coupled pump sets which are not self-priming. ATEX-compliant version available.

Applications:
Pumping waste water, especially untreated waste water containing long fibres and solid substances, fluids containing gas or air, and raw, activated and digested sludge; for dewatering and water extraction, drainage of rooms and areas at risk of flooding.



● Switchgear, LevelControl

<http://shop.ksb.com/catalog/k0/en/product/ES000507>

Amarex KRT



DN	40 – 700
Q [m³/h]	max. 10080
H [m]	max. 120
T [°C]	max. +60
n [rpm]	max. 2900

Data for 50 Hz operation
Also available for 60 Hz

Description:
Vertical single-stage submersible motor pump in close-coupled design, with various impeller types, for wet installation, stationary or transportable version. ATEX-compliant version available.

Applications:
Pumping abrasive or aggressive waste water in water and waste water management, seawater desalination and industry, especially untreated waste water containing long fibres and solid substances, liquids containing gas or air, and raw, activated and digested sludge.



● Amacontrol, LevelControl

<http://shop.ksb.com/catalog/k0/en/product/ES000092>

Amarex KRT, with jacket cooling



DN	100 – 700
Q [m³/h]	max. 10080
H [m]	max. 120
p [bar]	max. 10
T [°C]	max. +40
n [rpm]	max. 1450

Data for 50 Hz operation
Also available for 60 Hz

Description:
Vertical single-stage submersible motor pump in close-coupled design, with various impeller types, for wet or dry installation.

Applications:
Pumping waste water in waste water management and industry, especially untreated waste water containing long fibres and solid substances, fluids containing gas or air, and raw, activated and digested sludge.



● Amacontrol, LevelControl

<http://shop.ksb.com/catalog/k0/en/product/ES000092>

Amarex KRT, with convection cooling



DN	80 – 200
Q [m³/h]	max. 550
H [m]	max. 25
T [°C]	max. +40
n [rpm]	max. 1450

Data for 50 Hz operation
Also available for 60 Hz

Description:
Horizontal or vertical single-stage submersible motor pump in close-coupled design, with various impeller types, for wet or dry installation, stationary or transportable version, with energy-saving motor.

Applications:
Pumping waste water in waste water management and industry, especially untreated waste water containing long fibres and solid substances, fluids containing gas or air, and raw, activated and digested sludge.



● Amacontrol, LevelControl

<http://shop.ksb.com/catalog/k0/en/product/ES000092>

Submersible pumps in discharge tubes

Amacan K



DN	700 – 1400
Q [m ³ /h]	max. 7200
H [m]	max. 30
T [°C]	max. +40
n [rpm]	max. 980

Data for 50 Hz operation
Also available for 60 Hz

Description:

Wet-installed submersible motor pump for installation in discharge tubes, with channel impeller, single-stage, single-entry. ATEX-compliant version available.

Applications:

Pumping pre-cleaned chemically neutral waste water, industrial effluent, sewage, fluids not containing any stringy substances, pre-treated by screens and overflow sills; as waste water, mixed sewage and activated sludge pumps in waste water treatment plants, irrigation and drainage pumping stations.



 Amacontrol

<http://shop.ksb.com/catalog/k0/en/product/ES000100>

Amacan P



DN	500 – 1500
Q [m ³ /h]	max. 25200
H [m]	max. 12
T [°C]	max. +40
n [rpm]	max. 1450

Data for 50 Hz operation
Also available for 60 Hz

Description:

Wet-installed submersible motor pump for installation in discharge tubes, with axial propeller in ECB design, single-stage, single-entry. ATEX-compliant version available.

Applications:

Irrigation and drainage pumping stations, for stormwater transport in stormwater pumping stations, raw and clean water transport in water and waste water treatment plants, cooling water transport in power stations and industrial plants, industrial water supply, water pollution and flood control, aquaculture.



 Amacontrol

<http://shop.ksb.com/catalog/k0/en/product/ES000099>

Amacan S



DN	650 – 1300
Q [m ³ /h]	max. 10800
H [m]	max. 40
T [°C]	max. +30
n [rpm]	max. 1450

Data for 50 Hz operation
Also available for 60 Hz

Description:

Wet-installed submersible motor pump for installation in discharge tubes, with mixed flow impeller, single-stage. ATEX-compliant version available.

Applications:

Pumping water not containing stringy material in irrigation and drainage pumping stations, general water supply systems, water pollution and flood control.



 Amacontrol

<http://shop.ksb.com/catalog/k0/en/product/ES000101>

Mixers / agitators / tank cleaning units

Amamix



Propeller Ø [mm]	200 – 600
Inst. depth [m]	max. 30
T [°C]	max. +40
n [rpm]	max. 1400
Data for 50 Hz operation Also available for 60 Hz	

Description:
Horizontal submersible mixer with self-cleaning ECB propeller, close-coupled design, direct drive. ATEX-compliant version available.

Applications:
For handling municipal and industrial waste water and sludges in environmental engineering (also in biogas plants).



<http://shop.ksb.com/catalog/k0/en/product/ES000268>

Amaprop



Propeller Ø [mm]	1000 – 2500
Inst. depth [m]	max. 30
T [°C]	max. +40
n [rpm]	max. 109

Description:
Horizontal submersible mixer with self-cleaning ECB propeller, close-coupled design, with coaxial spur gear drive. ATEX-compliant version available.

Applications:
Environmental engineering, particularly for handling municipal and industrial waste water and sludges. Circulating, keeping in suspension and inducing flow in nitrification and denitrification tanks, activated sludge tanks, mixing tanks, final storage tanks, biological phosphate elimination tanks, flocculation tanks and in biogas applications.



<http://shop.ksb.com/catalog/k0/en/product/ES000271>

Amajet



DN	100 – 150
Q [m³/h]	max. 195
T [°C]	max. +40
n [rpm]	max. 1450
Data for 50 Hz operation Also available for 60 Hz	

Description:
Stationary or portable unit with horizontally or vertically mounted submersible propulsive jet pump with non-clogging free-flow impeller. Motor ratings of 5.5 to 27 kW. Available variants: Amajet, SewerAmajet, SwingAmajet, MultiAmajet.

Applications:
Cleaning stormwater tanks and storage sewers.



<http://shop.ksb.com/catalog/k0/en/product/ES000097>

Amaline



DN	300 – 800
Q [m³/h]	max. 5400
H [m]	max. 2
T [°C]	max. +40
n [rpm]	max. 960

Description:
Wet-installed horizontal propeller pump with submersible motor, equipped with direct drive or spur gear, ECB propeller with three rigid, fibre-repellent blades, bolt-free connection to the discharge pipe. ATEX-compliant version available.

Applications:
Recirculating activated sludge in waste water treatment systems.



<http://shop.ksb.com/catalog/k0/en/product/ES000273>

Pumps for solids-laden fluids

Sewatec



DN	50 – 700
Q [m³/h]	max. 10000
H [m]	max. 115
p [bar]	max. 10
T [°C]	max. +70
n [rpm]	max. 2900

Description:
Volute casing pump for horizontal or vertical installation, with free-flow (F), single-channel (E), multi-channel (K) or diagonal single-vane impeller (D), discharge flange to DIN and ANSI standards. ATEX-compliant version available.

Applications:
Pumping untreated sewage and waste water in waste water management and industry.



PumpDrive, LevelControl

<http://shop.ksb.com/catalog/k0/en/product/ES000068>

Sewabloc



DN	50 – 200
Q [m³/h]	max. 1000
H [m]	max. 80
p [bar]	max. 10
T [°C]	max. +70
n [rpm]	max. 2900

Description:
Close-coupled volute casing pump for horizontal or vertical installation, with free-flow (F), multi-channel (K) or diagonal single-vane impeller (D), discharge flange to DIN and ANSI standards. ATEX-compliant version available.

Applications:
Pumping untreated sewage and waste water in waste water management and industry.



PumpDrive, LevelControl

<http://shop.ksb.com/catalog/k0/en/product/ES000069>

KWP / KWP-Bloc



DN	40 – 900
Q [m³/h]	max. 15000
H [m]	max. 100
p [bar]	max. 10
T [°C]	-40 to +140
n [rpm]	max. 2900

Description:
Horizontal radially split volute casing pump in close-coupled or back pull-out design, single-stage, single-entry, available with various impeller types: channel impeller, open multi-channel impeller and free-flow impeller. ATEX-compliant version available.

Applications:
Pumping pre-treated sewage, waste water, slurries without stringy material and pulps up to 5 % bone dry with a maximum density of 2000 kg/m³.



PumpDrive



<http://shop.ksb.com/catalog/k0/en/product/ES000018>

Slurry pumps

WBC

	Q [m³/h]	max. 13600	Description: Patented design with state-of-the-art hydraulic and wear technologies for high-pressure applications. The pump casing is designed to withstand maximum stresses, e.g. during pressure surges. Applications: Ideal for the single-stage or multistage transport of ore and tailings and for dredging.	
	H [m]	max. 80		
	p [bar]	max. 40		
	T [°C]	max. +120		
http://shop.ksb.com/catalog/k0/en/product/ES000227				



LSA-S

	Q [m³/h]	max. 14000	Description: Premium design white cast iron pump for long service life handling severe slurries. The maintenance-friendly single-wall construction and heavy section white cast iron wet end combined with the cartridge bearing assembly provides maximum reliability and ease of maintenance. Applications: Ore and tailings transport, cyclone feed, dredging (dry-installed or submerged operation) and industrial processes.	
	H [m]	max. 90		
	p [bar]	max. 16		
	T [°C]	max. +120		
http://shop.ksb.com/catalog/k0/en/product/ES000220				



LCC-M

	Q [m³/h]	max. 3405	Description: The wetted pump end (casing, impeller and suction plate / liner) is made of white cast iron. Design optimised to permit easy dismantling and reassembly for maintenance and inspections. Applications: Reliable pump for high heads and moderately corrosive slurries. Used in mine dewatering, ash and tailings transport and dredging.	
	H [m]	max. 90		
	p [bar]	max. 16		
	T [°C]	max. +120		
http://shop.ksb.com/catalog/k0/en/product/ES000217				

LCC-R

	Q [m³/h]	max. 2455	Description: Interchangeable rubber-lined or part-metal design allows adaptation of existing pumps to new applications by simply exchanging the pump wet end. Applications: The pumps are suitable for moderate heads, fine particles and highly corrosive slurries.	
	H [m]	max. 42		
	p [bar]	max. 16		
	T [°C]	max. +65		
http://shop.ksb.com/catalog/k0/en/product/ES000218				



TBC

	Q [m³/h]	max. 18200	Description: Horizontal high-pressure end-suction centrifugal pump offering maximum resistance to wear and ease of maintenance. The conventional single-wall design transfers stress loads from the wear plates to the casing covers in high-pressure applications. Pump components made of highly wear-resistant white cast iron. Applications: High-head high-flow hydrotransport of tailings, dredged material, pipeline booster stations and other severe duties.	
	H [m]	max. 90		
	p [bar]	max. 55		
	T [°C]	max. +120		
http://shop.ksb.com/catalog/k0/en/product/ES000226				



LCV

	Q [m³/h]	max. 2045	Description: Rugged vertical shaft submersible pump with casing, impeller and suction plate / liner made of white cast iron, bearing assembly located out of product. Replaceable wetted parts made of white cast iron or natural rubber. Applications: Particularly suitable for use in industrial processes and for transporting tailings in mines and pits.	
	H [m]	max. 38		
	p [bar]	max. 14		
	T [°C]	max. +120		
http://shop.ksb.com/catalog/k0/en/product/ES000016				



FGD

	Q [m³/h]	max. 22700	Description: High-flow / low-head white cast iron pump with single-wall casing and high-efficiency impeller. Single-piece suction cover with integrated mounting plate. Applications: Flue gas desulphurisation systems and process circuits.	
	H [m]	max. 45		
	p [bar]	max. 17		
	T [°C]	max. +120		
http://shop.ksb.com/catalog/k0/en/product/ES000231				



Mega

	Q [m³/h]	max. 45	Description: Horizontal end-suction volute casing pump with open three-vane impeller for handling solids-laden liquids. Applications: Low-volume hydrotransport of solids-laden liquids and abrasive slurries.	
	H [m]	max. 30		
	p [bar]	max. 24		
	T [°C]	max. +120		
http://shop.ksb.com/catalog/k0/en/product/ES000229				

MHD

	Q [m³/h]	max. 32000	Description: Horizontal volute casing pump for high-volume hydrotransport of solids. For pumping slurries of large and very large particle sizes with a very good suction behaviour and high efficiency. Pump components made of white cast iron. Applications: Ideal for pipeline pressure booster stations and severe mining duties. Highly suitable for loading and unloading duties on (cutter) suction dredgers.	
	H [m]	max. 80		
	p [bar]	max. 28		
	T [°C]	max. +120		
http://shop.ksb.com/catalog/k0/en/product/ES000224				

LHD

	Q [m³/h]	max. 21600	Description: Horizontal volute casing pump for high-volume hydrotransport of solids. For pumping slurries of large and very large particle sizes with a very good suction behaviour and high efficiency. Used in low-pressure applications. Pump components made of white cast iron. Applications: Ideal for handling sand and gravel, on dredgers for land reclamation and as booster pumps.	
	H [m]	max. 65		
	p [bar]	max. 17		
	T [°C]	max. +120		
http://shop.ksb.com/catalog/k0/en/product/ES000223				



MDX

	Q [m³/h]	max. 14000	Description: Pump designed with the latest technology from GIW. Superior wear properties and extremely long service life handling aggressive slurries. Applications: Designed for SAG and ball mill discharge duties, cyclone feed, screen feed and other ore mining and treatment processes.	
	H [m]	max. 90		
	p [bar]	max. 16		
	T [°C]	max. +120		
http://shop.ksb.com/catalog/k0/en/product/ES000850				

ZW

	<p>Q [m³/h] H [m] p [bar] T [°C]</p>	<p>max. 400 max. 35 max. 10 max. +120</p>	<p>Description: Rugged vertical shaft submersible pump with casing, impeller and suction cover made of white cast iron, top and bottom impeller inlet. Bearings not exposed to fluid handled. Replaceable wetted components.</p> <p>Applications: Particularly suitable for pumping abrasive slurries, dewatering, floor clean-up and process applications.</p>	
			http://shop.ksb.com/catalog/k0/en/product/ES000852	

HVF

	<p>Q [m³/h] H [m] p [bar] T [°C]</p>	<p>max. 8175 max. 50 max. 11 max. +120</p>	<p>Description: The pump provides continuous operation without shutdown or operator intervention. The new hydraulic design removes air from the impeller eye while the pump is running, and the pump can be retrofitted into any existing operation.</p> <p>Applications: For use in all froth pumping applications in the mineral processing and industrial minerals industries.</p>	
			http://shop.ksb.com/catalog/k0/en/product/ES000851	

Self-priming pumps

Etaprime L



DN	25 – 125
Q [m³/h]	max. 180
H [m]	max. 85
p [bar]	max. 10
T [°C]	-30 to +90
H _{geo} [m]	max. 9

Data for 50 Hz operation
Also available for 60 Hz

Description:

Horizontal self-priming volute casing pump, single-stage, with open multi-vane impeller, from size 40-40-140 with bearing bracket, in back pull-out design, ATEX-compliant version available.

Applications:

Pumping clean, contaminated or aggressive fluids not containing abrasive substances and solids. For use in spray irrigation systems, service water systems, drainage, dewatering systems, fire-fighting systems, drawdown of groundwater levels, domestic water supply, air-conditioning systems, cooling circuits, swimming pools, water supply systems.



<http://shop.ksb.com/catalog/k0/en/product/ES000120>

Etaprime B



DN	25 – 100
Q [m³/h]	max. 130
H [m]	max. 70
p [bar]	max. 10
T [°C]	-30 to +90
H _{geo} [m]	max. 9

Data for 50 Hz operation
Also available for 60 Hz

Description:

Horizontal self-priming volute casing pump, single-stage, with open multi-vane impeller, close-coupled; pump shaft and motor shaft rigidly connected; ATEX-compliant version available.

Applications:

Pumping clean, contaminated or aggressive fluids not containing abrasive substances and solids. For use in spray irrigation systems, service water systems, drainage, dewatering systems, fire-fighting systems, drawdown of groundwater levels, domestic water supply, air-conditioning systems, cooling circuits, swimming pools, water supply systems.



<http://shop.ksb.com/catalog/k0/en/product/ES000119>

EZ B/L



DN	25 – 50
Q [m³/h]	max. 21
H [m]	max. 160
p [bar]	max. 16
T [°C]	-5 to +80
n [rpm]	max. 1500

Data for 50 Hz operation
Also available for 60 Hz

Description:

Self-priming multistage liquid ring pump in close-coupled (EZ B) or long-coupled (EZ L) design, with mechanical seal.

Applications:

Boiler feed applications, sanitary hot water, hydrophore systems for fresh or seawater and fresh water pre-heating.



<http://shop.ksb.com/catalog/k0/en/product/ES000754>

AU



DN	40 – 200
Q [m³/h]	max. 600
H [m]	max. 52
p [bar]	max. 10
T [°C]	-10 to +80

Data for 50 Hz operation
Also available for 60 Hz

Description:

Horizontal, self-priming centrifugal pump, open or semi-open impeller, adjusted via wear plate, with mechanical seal, ATEX-compliant version available.

Applications:

Pumping clean, contaminated and aggressive fluids also containing solids. In fresh water and seawater circuits, fire-fighting applications, as ballast and bilge pumps, and for drainage and waste water applications.



<http://shop.ksb.com/catalog/k0/en/product/ES000750>

AU Monobloc



DN	40 – 50
Q [m³/h]	max. 53
H [m]	max. 37
p [bar]	max. 10
T [°C]	-10 to +80

Data for 50 Hz operation
Also available for 60 Hz

Description:

Horizontal, self-priming centrifugal pump in close-coupled design, open or semi-open impeller, adjusted via wear plate, with mechanical seal, driven by electric motors or internal combustion engines, ATEX-compliant version available.

Applications:

Pumping clean, contaminated and aggressive fluids also containing solids. In fresh water and seawater circuits, fire-fighting applications, as ballast and bilge pumps, and for drainage and waste water applications.



<http://shop.ksb.com/catalog/k0/en/product/ES000715>

Submersible borehole pumps

UPAchrom 100 CN



DN	100
Q [m ³ /h]	max. 16
H [m]	max. 300
T [°C]	max. +30

Data for 50 Hz operation
Also available for 60 Hz

Description:
Multistage centrifugal pump in shroud design made of stainless steel and plastic for well diameters of 100 mm (4 inches) and above, available with single-phase AC motor or three-phase motor with motor lead.

Applications:
Domestic water supply, irrigation and spray irrigation, drawdown of groundwater levels, in fire-fighting systems, cooling circuits, fountains, pressure booster and air-conditioning systems. UPAchrom 100 CN is also suitable for drinking water applications to ACS.



● Switchgear, Cervomatic, UPA Control

<http://shop.ksb.com/catalog/k0/en/product/ES000003>

UPAchrom 100 CC



DN	100
Q [m ³ /h]	max. 15
H [m]	max. 400
T [°C]	max. +30

Data for 50 Hz operation
Also available for 60 Hz

Description:
Multistage centrifugal pump in ring-section design made of stainless steel for well diameters of 100 mm (4 inches) and above, available with single-phase AC motor or three-phase motor with motor lead.

Applications:
Domestic water supply, irrigation and spray irrigation, drawdown of groundwater levels, in fire-fighting systems, cooling circuits, fountains, pressure booster and air-conditioning systems. UPAchrom 100 CC is also suitable for drinking water applications to ACS.



● Switchgear, Cervomatic, UPA Control

<http://shop.ksb.com/catalog/k0/en/product/ES000003>

UPA 150C



DN	150
Q [m ³ /h]	max. 79
H [m]	max. 440
T [°C]	max. +50

Description:
All-stainless steel single-stage or multistage centrifugal pump in ring-section design for well diameters of 150 mm (6 inches) and above.

Applications:
Pumping clean or slightly contaminated water, irrigation and drainage, spray irrigation, industrial and municipal water supply, drawdown and maintenance of groundwater levels, fire fighting, supply of drinking, raw and service water, pressure boosting.



● PumpDrive, KSB UMA-S

<http://shop.ksb.com/catalog/k0/en/product/ES000003>

UPA 200, 200B, 250C



DN	200 – 250
Q [m ³ /h]	max. 330
H [m]	max. 460
T [°C]	max. +50

Description:
Single-stage or multistage single-entry centrifugal pump in ring-section design for vertical or horizontal installation. Optionally available with lift check valve or connection branch.

Applications:
Pumping clean or slightly contaminated water in general water supply, spray irrigation and irrigation, drawdown and maintenance of groundwater levels, fountains and pressure booster systems, mining, fire-fighting systems, emergency water supply, etc.



● PumpDrive, KSB UMA-S

<http://shop.ksb.com/catalog/k0/en/product/ES000003>

UPA 300, 350



DN	300 – 350
Q [m ³ /h]	max. 840
H [m]	max. 480
T [°C]	max. +50

Description:
Single-stage or multistage single-entry centrifugal pump in ring-section design for vertical or horizontal installation. Mixed flow hydraulic systems with impellers that can be turned down. Optionally available with lift check valve or connection branch.

Applications:
Pumping clean or slightly contaminated water in general water supply, spray irrigation and irrigation, drawdown and maintenance of groundwater levels, mining, fountains and fire-fighting systems, etc.



● PumpDrive, KSB UMA-S

<http://shop.ksb.com/catalog/k0/en/product/ES000003>

UPZ, BSX-BSF



DN	> 350
Q [m³/h]	max. 2200
H [m]	max. 1500
T [°C]	max. +50

Description:
Single-stage or multistage single-entry (BSX-BSF) or double-entry (UPZ) centrifugal pump in ring-section design for vertical or horizontal installation.

Applications:

Pumping clean or slightly contaminated water, for drawdown and maintenance of groundwater levels, in mining.



<http://shop.ksb.com/catalog/k0/en/product/ES000003>

Deep-well turbine pumps

BEV



DN	80 – 400
Q [m³/h]	max. 2200
H [m]	max. 350
p [bar]	max. 40
T [°C]	-10 to +120
n [rpm]	max. 3000

Data for 50 Hz operation
Also available for 60 Hz

Description:

Multistage deep-well turbine pump with closed impellers, column section with bearing assembly, shaft sleeve, shaft sealed by gland packing, driven by electric motor or diesel engine. ATEX-compliant version available.

Applications:

Pumping clean water in agriculture, collection and irrigation, public water supply, industry, fire-fighting systems; main lubricating oil pump for diesel engines in shipbuilding (BEV-LO version).






<http://shop.ksb.com/catalog/k0/en/product/ES000716>

High-pressure pumps




Comeo

	Rp / DN	1 – 1¼ / 25 – 32	Description: Multistage, horizontal, close-coupled centrifugal pump Applications: Water supply, small pressure booster systems, irrigation, cooling	
	Q [m³/h]	max. 9		
H [m]	max. 55			
p [bar]	max. 10			
T [°C]	-10 to +60			
n [rpm]	max. 2900			
● Frequency inverter			http://shop.ksb.com/catalog/k0/en/product/ES000912	

Movitec H(S)

	Rp / DN	1¼ – 2	Description: Multistage horizontal high-pressure centrifugal pump Applications: Spray irrigation, general irrigation, washing, water treatment, fire-fighting and pressure booster systems, hot water and cooling water recirculation, boiler feed systems, etc.	
	Q [m³/h]	max. 26.3		
H [m]	max. 195			
p [bar]	max. 25			
T [°C]	-10 to +140			
n [rpm]	max. 2900			
● PumpMeter, PumpDrive, KSB SuPremE			http://shop.ksb.com/catalog/k0/en/product/ES000927	



Movitec

	Rp / DN	1 – 2 / 25 – 100	Description: Multistage vertical high-pressure centrifugal pump in ring-section design with suction and discharge nozzles of identical nominal diameters arranged opposite to each other (in-line design), close-coupled. ATEX-compliant version available. Applications: Spray irrigation, irrigation, washing, water treatment, fire-fighting and pressure booster systems, hot water and cooling water recirculation, boiler feed systems, etc.	
	Q [m³/h]	max. 113		
H [m]	max. 401			
p [bar]	max. 40			
T [°C]	max. +140			
n [rpm]	max. 2900			
● PumpMeter, PumpDrive, KSB SuPremE			http://shop.ksb.com/catalog/k0/en/product/ES000854	

Movitec VCI

	Rp / DN	1¼ – 2 / 32 – 50	Description: Multistage vertical high-pressure immersion pump for installation on tanks or platforms. Applications: Machine tools, industrial machine systems, condensate transport, paint shops.	
	Q [m³/h]	max. 23.8		
H [m]	max. 249			
p [bar]	max. 25			
T [°C]	max. +120			
n [rpm]	max. 2900			
● PumpDrive, KSB SuPremE			http://shop.ksb.com/catalog/k0/en/product/ES000870	

Multitec

	DN	32 – 200	Description: Multistage centrifugal pump in ring-section design. Horizontal installation in long-coupled or close-coupled design. Vertical installation in close-coupled design or with universal joint shaft. With either one or two roller bearings. Axial or radial suction nozzle, radial discharge nozzle. Radial suction and discharge nozzles can be turned in steps of 90°. ATEX-compliant and ACS-compliant versions available. Applications: Water and drinking water supply systems, industry, pressure booster systems, irrigation systems, power stations, heating, filter, fire-fighting, reverse osmosis and snow-making systems, washing plants, etc.	
	Q [m³/h]	max. 850		
H [m]	max. 1000			
p [bar]	max. 100			
T [°C]	-10 to +200			
n [rpm]	max. 3500			
● PumpMeter, PumpDrive, KSB SuPremE			http://shop.ksb.com/catalog/k0/en/product/ES000214	

Axially split pumps

Omega



DN	80 – 350
Q [m³/h]	max. 2880
H [m]	max. 210
p [bar]	max. 25
T [°C]	max. +140
n [rpm]	max. 3500

Data for 50 Hz and 60 Hz operation
Higher ratings possible upon request

Description:

Single-stage axially split volute casing pump for horizontal or vertical installation, with double-entry radial impeller, mating flanges to DIN, EN or ASME.

Applications:

Pumping water with a low solids content, e.g. in waterworks, irrigation and drainage pumping stations, extraction duties in desalination systems, power stations, fire-fighting systems, shipbuilding, district heating or cooling.



● PumpMeter, PumpDrive

<http://shop.ksb.com/catalog/k0/en/product/ES000071>

RDLO



DN	350 – 700
Q [m³/h]	max. 10000
H [m]	max. 290
p [bar]	max. 30
T [°C]	max. +140
n [rpm]	max. 1800

Data for 50 Hz and 60 Hz operation
Higher ratings possible upon request

Description:

Single-stage axially split volute casing pump for horizontal or vertical installation, with double-entry radial impeller, mating flanges to DIN, EN or ASME.

Applications:

Pumping water with a low solids content, e.g. in waterworks, irrigation and drainage pumping stations, extraction duties in desalination systems, power stations, fire-fighting systems, shipbuilding, district heating or cooling.



● PumpMeter, Frequency inverter

<http://shop.ksb.com/catalog/k0/en/product/ES000170>

RDLP



DN	350 – 1200
Q [m³/h]	max. 18000
H [m]	max. 550
p [bar]	max. 64
T [°C]	max. +80
n [rpm]	max. 1800

Data for 50 Hz and 60 Hz operation
Higher ratings possible upon request

Description:

Axially split volute casing pump for horizontal installation, with one, two or three stages and double-entry radial impeller, mating flanges to DIN, ISO or ANSI.

Applications:

Pumping water with a low solids content, e.g. in waterworks and long-distance water supply.



● PumpMeter, Frequency inverter

<http://shop.ksb.com/catalog/k0/en/product/ES000171>

Hygienic pumps

Vitachrom



DN	50 – 125
Q [m³/h]	max. 340
H [m]	max. 100
p [bar]	max. 12
T [°C]	max. +140

Data for 50 Hz operation
Also available for 60 Hz

Description:

Service-friendly non-priming, close-coupled single-stage hygienic pump in back pull-out design. The pump features a semi-open impeller and electropolished surfaces. It is very easy to clean by CIP/SIP thanks to its almost complete lack of dead volume or narrow clearances. Its wetted components are made of 1.4404/1.4409 (AISI 316L/CF3M) stainless steel. Vitachrom is EHEDG-certified. All materials comply with FDA standards and EN 1935/2004. ATEX-compliant version available.

Applications:

Hygienic handling of fluids in the food, beverage and pharmaceutical industries and in the chemical industry.



● PumpDrive, KSB SuPremE

<http://shop.ksb.com/catalog/k0/en/product/ES000030>

Vitacast



DN	25 – 150
Q [m ³ /h]	max. 560
H [m]	max. 100
p [bar]	max. 10
T [°C]	max. +140

Data for 50 Hz operation
Also available for 60 Hz
Other ratings possible on request

Description:

Service-friendly volute casing pump with standardised motor. All wetted components are made of 1.4404/1.4409 (AISI 316L/CF3M) stainless steel. Designed with very little dead volume; open impeller, electropolished surface, excellent efficiency. Hygienic design for the highest requirements on cleanability (CIP/SIP-compatible), certified by the TNO Nutrition and Food Research Institute to EHEDG standards. All materials comply with FDA standards and EN 1935/2004. Trolley available among other accessories. ATEX-compliant version available.

Applications:

Hygienic handling of fluids in the food, beverage and pharmaceutical industries and in the chemical industry.



PumpDrive

<http://shop.ksb.com/catalog/k0/en/product/ES000785>

Vitaprime



DN	40 – 80
Q [m ³ /h]	max. 55
H [m]	max. 45
p [bar]	max. 10
T [°C]	max. +140

Data for 50 Hz operation
Also available for 60 Hz
Other ratings possible on request

Description:

Service-friendly (self-priming) side channel pump in close-coupled design with a standardised motor. All wetted components are made of 1.4404/1.4409 (AISI 316L/CF3M) stainless steel. Hygienic design for the highest requirements of cleanability (CIP/SIP-compatible). All materials comply with FDA standards and EN 1935/2004. Trolley available among other accessories. ATEX-compliant version available.

Applications:

Hygienic handling of fluids in the food, beverage and pharmaceutical industries and in the chemical industry.



PumpDrive

<http://shop.ksb.com/catalog/k0/en/product/ES000787>

Vitastage



Q [m ³ /h]	max. 40
H [m]	max. 150
p [bar]	max. 16
T [°C]	max. +140

Data for 50 Hz operation
Also available for 60 Hz
Other ratings possible on request

Description:

Multistage centrifugal pump in close-coupled design for vertical or horizontal installation. All wetted components are made of 1.4401/1.4408 (AISI 316/CF8M) stainless steel. Versatile, robust and especially energy-efficient. CIP/SIP-compatible. All materials comply with FDA standards and EN 1935/2004. Trolley also available among other accessories.

Applications:

Processes with hygienic requirements in the food and beverage industries and in the chemical industry.



PumpDrive

<http://shop.ksb.com/catalog/k0/en/product/ES000788>

Vitalobe



DN	25 – 200 (1" – 8")
Q [m ³ /h]	max. 300
H [m]	max. 200
p [bar]	max. 30
T [°C]	-40 to +200
Viscosity [cP]	max. 200000

Data for 50 Hz operation
Also available for 60 Hz
Other ratings possible on request

Description:

Sturdy rotary lobe pump in hygienic design, bi-directional operation possible, horizontal or vertical orientation of connections. Hygienic design, highly CIP/SIP-compatible due to its almost complete lack of dead volume or narrow clearances. All wetted components made of 1.4404/1.4409 (AISI 316L/CF3M) stainless steel; various rotor types, shaft seals and process connections available. Installed as a pump set with geared standardised motor. Vitalobe is EHEDG-certified. The pump elastomers comply with FDA standards and EN 1935/2004. Accessories include trolley, heatable casing or casing cover and overpressure protection unit. ATEX-compliant version is available.

Applications:

Hygienic and gentle handling of sensitive or high-viscosity fluids in the food, beverage and pharmaceutical industries, the chemical industry and general process engineering.



PumpDrive

<http://shop.ksb.com/catalog/k0/en/product/ES000847>

Pumps for power station conventional islands

CHTA / CHTC / CHTD



DN	100 – 500
Q [m³/h]	max. 3700
H [m]	max. 5300
p [bar]	max. 560
T [°C]	max. +210
n [rpm]	max. 6750

Also available for 60 Hz
Higher ratings possible upon request

Description:

Horizontal high-pressure barrel-type pumps with radial impellers, single-entry and double-entry, multistage, with flanges or weld end nozzles to DIN and ANSI.

Applications:

Pumping feed water and condensate in power stations and industrial plants, generation of pressurised water for bark peeling and descaling units.



<http://shop.ksb.com/catalog/k0/en/product/ES000239>

HGB / HGC / HGD



DN	40 – 400
Q [m³/h]	max. 2300
H [m]	max. 5300
p [bar]	max. 560
T [°C]	max. +210
n [rpm]	max. 7000

Also available for 60 Hz
Higher ratings possible upon request

Description:

Horizontal radially split ring-section pump with radial impellers, single-entry or double-entry, multistage.

Applications:

Pumping feed water and condensate in power stations and industrial plants, pressurised water generation for bark peeling and descaling units, snow guns, etc.



<http://shop.ksb.com/catalog/k0/en/product/ES000233>

HGM



DN	25 – 100
Q [m³/h]	max. 274
H [m]	max. 1400
p [bar]	max. 140
T [°C]	max. +160
n [rpm]	max. 3600

Also available for 60 Hz
Higher ratings possible upon request

Description:

Horizontal radially split product-lubricated multistage ring-section pump with radial impellers, axial and radial single-entry inlet.

Applications:

Pumping feed water in power stations, boiler feed systems and condensate transport in industrial plants.



<http://shop.ksb.com/catalog/k0/en/product/ES000236>

YNK



DN	125 – 600
Q [m³/h]	max. 4500
H [m]	max. 370
p [bar]	max. 40
T [°C]	max. +210
n [rpm]	max. 1800

Higher ratings possible upon request

Description:

Horizontal radially split single-stage double-entry boiler feed booster pump (booster system) with cast steel single or double volute casing.

Applications:

Pumping feed water in power stations and industrial plants.



<http://shop.ksb.com/catalog/k0/en/product/ES000181>

LUV / LUVA



DN	100 – 550
Q [m³/h]	max. 7000
H [m]	max. 300
p [bar]	max. 400
T [°C]	max. +425
n [rpm]	max. 3600

Available for 50 Hz and 60 Hz
Higher ratings possible upon request

Description:

Vertical spherical casing pump, radial impellers, single-entry, single- to three-stage. Suitable for very high inlet pressures and temperatures. Integrated wet winding motor to VDE. Product-lubricated bearings, no need for oil supply systems. Design to TRD, ASME or IBR.



Applications:

Hot water recirculation in forced-circulation, forced-flow and combined-circulation boilers for very high pressures and in solar power towers.





<http://shop.ksb.com/catalog/k0/en/product/ES000183>



WKTB

	DN	150 – 300	Description: Vertical can-type ring-section pump, underfloor installation on base frame, multistage, first-stage impeller designed as a double-entry suction impeller, radial impellers. Flanges to DIN or ANSI. Applications: Pumping condensate in power stations and industrial plants.	
	Q [m³/h]	max. 1500		
	H [m]	max. 370		
	p [bar]	max. 40		
	T [°C]	max. +140		
	n [rpm]	1500		
	Data for 50 Hz operation Higher ratings possible upon request			
			http://shop.ksb.com/catalog/k0/en/product/ES000506	


SEZ / SEZT / PHZ / PNZ

	Q [m³/h]	max. 80000	Description: Vertical tubular casing pump with open mixed flow impeller (SEZ), mixed flow propeller (PHZ) or axial propeller (PNZ), pump inlet with bellmouth or suction elbow, pull-out design available, discharge nozzle arranged above or below floor level, flanges to DIN or ANSI standards available. Applications: Pumping raw, clean, service and cooling water in industry, water supply systems, power stations and seawater desalination plants.	
	H [m]	max. 120		
	T [°C]	max. +40		
	n [rpm]	max. 980		
	Data for 50 Hz operation Also available for 60 Hz Higher ratings possible upon request			
			http://shop.ksb.com/catalog/k0/en/product/ES000173	



SNW / PNW

	DN	350 – 800	Description: Vertical tubular casing pump with mixed flow impeller (SNW) or axial propeller (PNW), single-stage, with maintenance-free Residur bearings, discharge nozzle arranged above or below floor level. Applications: Irrigation and drainage systems, stormwater pumping stations, pumping raw and clean water, water supply, cooling water.	
	Q [m³/h]	max. 9000		
	H [m]	max. 50		
	p [bar]	max. 10		
	T [°C]	max. +60		
	n [rpm]	max. 1500		
	Data for 50 Hz operation Also available for 60 Hz Higher ratings possible upon request			
			http://shop.ksb.com/catalog/k0/en/product/ES000176	

Beveron

	Q [m³/s]	max. 30	Description: Concrete volute casing pump with mixed flow impeller, single-stage, with zero-maintenance lubricant-free Residur bearings. Applications: Coast protection and flood control, irrigation and drainage, low-lift pumping stations, reservoir filling, cooling water, raw and clean water.	
	H [m]	max. 27		
	Data for 50 Hz operation Also available for 60 Hz Higher ratings possible upon request			
			http://shop.ksb.com/catalog/k0/en/product/ES000868	

SPY

	DN	350 – 1200	Description: Long-coupled volute casing pump, single-stage, in back pull-out design. Applications: Irrigation, drainage and water supply systems, for pumping condensate, cooling water, service water, etc.	
	Q [m³/h]	max. 21600		
	H [m]	max. 50		
	p [bar]	max. 10		
	T [°C]	max. +105		
	n [rpm]	max. 1480		
	Data for 50 Hz operation Also available for 60 Hz Higher ratings possible upon request			
			http://shop.ksb.com/catalog/k0/en/product/ES000422	

Pumps for nuclear power stations

RER



DN	max. 800
Q [m³/h]	max. 40000
H [m]	max. 140
p [bar]	max. 175
T [°C]	max. +350
n [rpm]	max. 1800

Available for 50 Hz and 60 Hz
Higher ratings possible upon request

Description:
Vertical, single-stage reactor coolant pump with forged circular casing plated on the inside, with diffuser, either with integrated pump thrust bearing or shaft supported by motor bearing.

Applications:
Reactor coolant recirculation in nuclear power stations.



<http://shop.ksb.com/catalog/k0/en/product/ES000144>

RSR



DN	max. 750
Q [m³/h]	max. 24000
H [m]	max. 215
p [bar]	max. 175
T [°C]	max. +350
n [rpm]	max. 1800

Available for 50 Hz and 60 Hz
Higher ratings possible upon request

Description:
Vertical single-stage reactor coolant pump with cast casing, shaft supported by motor bearing.

Applications:
Reactor coolant recirculation in nuclear power stations.



<http://shop.ksb.com/catalog/k0/en/product/ES000146>

RUV



DN	max. 650
Q [m³/h]	max. 22000
H [m]	max. 111
p [bar]	max. 155
T [°C]	max. +350
n [rpm]	max. 1800

Available for 50 Hz and 60 Hz
Higher ratings possible upon request

Description:
Vertical, single-stage reactor coolant pump. Seal-less design with integrated wet rotor motor and integrated flywheel. Product-lubricated bearings, no oil supply systems required.

Applications:
Reactor coolant recirculation in generation III+ nuclear power stations.



<http://shop.ksb.com/catalog/k0/en/product/ES000848>

PSR



DN	max. 600
Q [m³/h]	max. 9000
H [m]	max. 45
p [bar]	max. 75
T [°C]	max. +300
n [rpm]	max. 2000

Available for 50 Hz and 60 Hz
Higher ratings possible upon request

Description:
Vertical pump set integrated in the reactor containment floor, seal-less pump with leak-free, low-maintenance wet rotor motor.

Applications:
Reactor coolant recirculation in boiling water reactors.



<http://shop.ksb.com/catalog/k0/en/product/ES000150>

RHD



DN	125 – 500
Q [m³/h]	max. 6500
H [m]	max. 1000
p [bar]	max. 150
T [°C]	max. +210
n [rpm]	max. 6500

Available for 50 Hz and 60 Hz
Higher ratings possible upon request



Description:
Horizontal single-stage double-entry main feed water pump MFWP, cast or forged variant.

Applications:
Main feed water supply (MFWS) in steam generation systems of nuclear power stations.





<http://shop.ksb.com/catalog/k0/en/product/ES000138>



LUV Nuclear

	DN	40 – 600	Description: Vertical pump with integrated motor, single-entry, single- to three-stage. Suitable for very high inlet pressures and temperatures. Integrated wet winding motor to VDE. Product-lubricated bearings, no oil supply systems required. Design to ASME Section 3, KTA, etc. Applications: As reactor water clean-up pump in boiling water reactors, reactor coolant pump in boiling water and pressurised water reactors and recirculation pump in test facilities.	
	Q [m³/h]	max. 7000		
	H [m]	max. 300		
	p [bar]	max. 320		
	T [°C]	max. +430		
	Available for 50 Hz and 60 Hz Higher ratings possible upon request			
			http://shop.ksb.com/catalog/k0/en/product/ES000855	



RHM

	DN	max. 150	Description: Horizontal multistage barrel pull-out pump. Applications: Core flooding, emergency cooling and residual heat removal systems, chemical and volume control systems, control rod drive systems, high-pressure and medium-pressure safety injection systems, emergency feed water systems, start-up and shut-down feed water systems, high-pressure charging.	
	Q [m³/h]	max. 300		
	H [m]	max. 2100		
	p [bar]	max. 220		
	T [°C]	max. +180		
	n [rpm]	max. 8000		
	Available for 50 Hz and 60 Hz Higher ratings possible upon request			
			http://shop.ksb.com/catalog/k0/en/product/ES000245	



RVM

	DN	max. 85	Description: Vertical multistage barrel pull-out pump. Applications: Core flooding, emergency cooling and residual heat removal systems, chemical and volume control systems, high-pressure and medium-pressure safety injection systems.	
	Q [m³/h]	max. 50		
	H [m]	max. 2000		
	p [bar]	max. 200		
	T [°C]	max. +100		
	n [rpm]	max. 6000		
	Available for 50 Hz and 60 Hz Higher ratings possible upon request			
			http://shop.ksb.com/catalog/k0/en/product/ES000243	

RHR

	DN	max. 500	Description: Horizontal annular casing pump with forged or cast pressure boundary and diffuser. Applications: Core flooding, emergency cooling and residual heat removal systems, ancillary systems, acid feed system and low-pressure injection system, component cooling water systems.	
	Q [m³/h]	max. 6000		
	H [m]	max. 190		
	p [bar]	max. 63		
	T [°C]	max. +200		
	n [rpm]	max. 3600		
	Available for 50 Hz and 60 Hz			
			http://shop.ksb.com/catalog/k0/en/product/ES000140	

RVR

	DN	max. 500	Description: Vertical annular casing pump with forged or cast pressure boundary and diffuser. Applications: Core flooding, emergency cooling and residual heat removal systems, ancillary systems, acid feed system and low-pressure injection system, component cooling water systems.	
	Q [m³/h]	max. 6000		
	H [m]	max. 190		
	p [bar]	max. 63		
	T [°C]	max. +200		
	n [rpm]	max. 3600		
	Available for 50 Hz and 60 Hz			
			http://shop.ksb.com/catalog/k0/en/product/ES000142	

Pumps for desalination by reverse osmosis

Multitec-RO



DN	50 – 150
Q [m³/h]	max. 850
H [m]	max. 1000
p [bar]	max. 100
T [°C]	max. +45
n [rpm]	max. 3500

Description:

Horizontal, multistage centrifugal pump in ring-section design. Axial suction nozzle. Discharge nozzle can be turned in steps of 90°. Closed radial impellers. Made of duplex or super-duplex stainless steel.

Applications:

High-pressure pump for RO seawater desalination systems.


<http://shop.ksb.com/catalog/k0/en/product/ES000508>

Positive displacement pumps

RC / RCV



DN	20 – 100
Q [m³/h]	max. 78
H [m]	max. 100
p [bar]	max. 10
T [°C]	+5 to +80
n [rpm]	max. 1500

Data for 50 Hz operation
Also suitable for 60 Hz operation

Description:

Helical gear pump, self-priming, with bypass valve, close-coupled design, for horizontal installation with baseplate or vertical installation. With mechanical seal.

Applications:

Fuel feed, handling fuel, lubricating oil and viscous fluids, lubrication systems.


<http://shop.ksb.com/catalog/k0/en/product/ES000744>

Fire-fighting systems

EDS



DN	32 – 300
Q [m³/h]	max. 840
H [m]	max. 140
p [bar]	max. 16
T [°C]	+5 to +50
n [rpm]	max. 3000

Data for 50 Hz operation
Also suitable for 60 Hz operation

Description:

Automatic fire-fighting system consisting of a jockey pump and one or several duty pumps, with electric motor or diesel engine. Includes manifold, valves, accessories and control unit. To EN 12845, CEA 4001, UNE-23500, NFPA-20, etc.

Applications:

Office buildings, hotels, industry, shopping malls, etc.


<http://shop.ksb.com/catalog/k0/en/product/ES000726>

DU / EU



DN	32 – 350
Q [m³/h]	max. 2500
H [m]	max. 150
p [bar]	max. 25
T [°C]	+5 to +50
n [rpm]	max. 3000

Data for 50 Hz operation
Also suitable for 60 Hz operation

Description:

Automatic fire-fighting system consisting of pumps with electric motor or diesel engine and control unit. To EN 12845, CEA 4001, UNE-23500, NFPA-20, FM, etc.



Applications:

Office buildings, hotels, industry, shopping malls, etc.




<http://shop.ksb.com/catalog/k0/en/product/ES000727>

Control units



Controlmatic E

	No. of pumps	max. 1	Description: Automatic control unit for pressure-controlled starting, flow-controlled stopping and monitoring of a single pump Applications: Use in water supply systems in combination with Multi Eco, Ixo, UPA 100C.	
	Voltage [V]	1~230		
http://shop.ksb.com/catalog/k0/en/product/ES000276				



Controlmatic E.2

	No. of pumps	max. 1	Description: Automatic control unit for pressure-controlled starting, flow-controlled stopping and monitoring of a single pump Applications: Use in water supply systems in combination with Multi Eco, Multichrom S, Ixo, UPA 100C.	
	Voltage [V]	1~230		
http://shop.ksb.com/catalog/k0/en/product/ES000276				



Cervomatic EDP.2

	No. of pumps	max. 1	Description: Automatic control unit for pressure-controlled starting and either pressure-controlled or flow-controlled stopping and monitoring of a single pump. Applications: Use in water supply systems with pumps of the Multi Eco, Ixo, UPA 100C and UPA 150C type series with single-phase or three-phase motors.	
	Voltage [V]	1~230 / 3~400		
http://shop.ksb.com/catalog/k0/en/product/ES000275				

LevelControl Basic 2

	No. of pumps	max. 2	Description: Level control unit for controlling and protecting either one or two pumps. DOL starting up to 4 kW, star-delta starting up to 22 kW. Higher ratings on request. Applications: Tank drainage via float switches, digital switches, 4...20 mA, pneumatic (w/o compressor) or bubbler system in building services and waste water applications. Tank filling using float switches, digital switches or 4...20 mA in building services and water supply applications.	
	P [kW]	max. 22		
Voltage [V]	1~230 / 3~400			
	Higher ratings and other mains voltages available on request			
http://shop.ksb.com/catalog/k0/en/product/ES000603				

UPA Control

	No. of pumps	max. 1	Description: The KSB switchgear is suitable for level control and protection of submersible borehole pumps, submersible motor pumps and dry-installed pumps with single-phase AC motors 1~ 230 V or three-phase motors 3~ 230 / 400 V / 50 Hz. The motor is started DOL. Enclosure: IP56, dimensions: 205 × 255 × 170 mm (H × W × D). Applications: Irrigation and filling or draining tanks in water supply applications in combination with 4" and 6" pumps.	
	P [kW]	3		
Voltage [V]	1~230 / 3~400			
http://shop.ksb.com/catalog/k0/en/product/ES000006				

Hyatronic N



No. of pumps	max. 6
P [kW]	22
Voltage [V]	3~400
Higher ratings and other mains voltages available on request	

Description:
Pump control system in control cabinet for cascade starting and stopping of up to 6 pumps on the mains.

Applications:
For draining tanks and sumps in drainage and waste water disposal applications. For filling tanks in water supply applications. Level measurement via float switch or 4...20 mA sensor.



<http://shop.ksb.com/catalog/k0/en/product/ES000303>

Monitoring and diagnosis

Amacontrol



No. of pumps	max. 1
Type	Amacan
Voltage [V]	230 V AC

Description:
Monitoring system for submersible motor pumps, with tripping function.

Control system

BOA-Systronic



No. of pumps	max. 1
PN	6 / 10 / 16
DN	20 – 200
Voltage [V]	24 V AC
T [°C]	+20 to +120
Higher ratings possible upon request	

Description:
Energy-saving system for the coordinated operation of pump and control valve. The system provides an all-in solution designed to access untapped hydraulic savings potential. Irrespective of the pump technology used, it allows savings of 50 % in pump electricity while also reducing primary energy costs thanks to lower return flow temperatures. The system can be combined with all control systems and pumps with a 0-10 V control input. Straightforward integration in automation systems with optional BACnet gateway.

Applications:
Supply temperature control in HVAC installations with volume flow rates of 0.5 to 185 m³/h and temperature differentials of 3 to 30 K. Threaded (DN20) or flanged (DN25-DN200) line connections; suitable for upgrading installed systems and for new systems, for connection to all types of heat generators (boiler or district heating), all main feed manifolds, all control systems, all supply temperatures.



<http://shop.ksb.com/catalog/k0/en/product/ES000494>



Technology that **makes its mark**

Your local KSB representative:



The KSB newsletter –
don't miss out, sign up now:
www.ksb.com/newsletter



KSB Aktiengesellschaft
Johann-Klein-Str. 9
67227 Frankenthal (Germany)
www.ksb.com

You can also visit us at
www.ksb.com/socialmedia